



MOSMATIC

High Pressure Cleaning Technology



Booms

High Pressure Wash Systems



DKZ



DKP



WAE



DDP



DP2

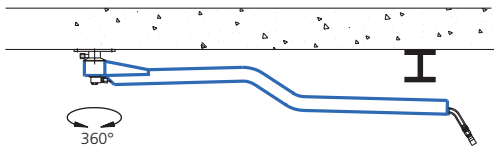
For more information contact your Distributor or visit us on the web at www.mosmatic.com

The MOSMATIC Boom line offers:

Complete Stainless Steel construction with heavy duty bearings
and a large range of styles in sizes from 5' to 10'.
Upgradeable to 4000psi and 250° F.

DKZ


The DKZ high pressure ceiling boom features continuous rotation and extra clearance (~8.5") for ceiling lights, etc.



Part No.	Boom size	Weight
65.009	4'9"	22 lbs
65.019	5'1"	23 lbs
65.029	5'5"	24 lbs
65.039	5'9"	26 lbs

DKP

The DKP high pressure ceiling boom features continuous rotation.



Part No.	Boom size	Weight	Part No.	Boom size	Weight
66.009	4'9"	21 lbs	66.059	7'5"	24.5 lbs
66.019	5'3"	22 lbs	66.069	8'2"	25 lbs
66.029	5'9"	22.5 lbs	66.079	9'	26 lbs
66.039	6'3"	23 lbs	66.089	9'10"	27 lbs
66.049	6'9"	24 lbs			

WAE


The WAE high pressure wall boom features 180° rotation.



Part No.	Boom size	Weight	Part No.	Boom size	Weight
68.509	4'9"	23 lbs	68.559	7'5"	31 lbs
68.519	5'3"	24 lbs	68.569	8'2"	33 lbs
68.529	5'9"	26 lbs	68.579	9'	35 lbs
68.539	6'3"	27 lbs	68.589	9'10"	38 lbs
68.549	6'9"	29 lbs			

DDP


The DDP high pressure ceiling boom features continuous rotation for the top boom and 360° rotation for the lower boom.



Part No.	Boom size	Weight	Part No.	Boom size	Weight
67.409	4'9" / 5'3"	40 lbs	67.449	6'9" / 7'5"	44 lbs
67.419	5'3" / 5'9"	41 lbs	67.459	7'5" / 8'2"	45 lbs
67.429	5'9" / 6'3"	42 lbs			
67.439	6'3" / 6'9"	43 lbs			

DP2

The DP2 high pressure ceiling boom allows the operator to switch between two different application mediums.



Part No.	Boom size	Weight	Part No.	Boom size	Weight
66.451	4'9"	24 lbs	66.456	7'5"	27.5 lbs
66.452	5'3"	25 lbs	66.457	8'2"	28 lbs
66.453	5'9"	25.5 lbs	66.458	9'	29 lbs
66.454	6'3"	26 lbs	66.459	9'10"	30 lbs
66.455	6'9"	27 lbs			

Accessories :



Extension Package

for MOSMATIC ceiling booms P-series
8" Part No. 19.019
16" Part No. 19.020
will lower single booms up to a total of 25" from the ceiling



Three Way Valve for DP2

Part No. 90.065
switch between 2 mediums, perfect for prep areas



Mounting Bracket

Part No. 65.903
Install two booms on one center beam



Positioning Device

Part No. 65.911
for all single pipe-series

Distributed by: