



SUPER DUTY MK-Series High Pressure Plunger Pumps



MKD 4.5/30-UL

Direct Drive, Electric Flange Models

1-1/8" Hollow Shaft with 182/184 Mounting Flange and Set Screw




MKD 4.0/30-U

	MODEL	GPM	PSI	POWER REQUIREMENTS	SEAL KIT	VALVE KIT	WEIGHT	LIST PRICE
1750 RPM	MKD 4.0/30-U	4.0	3000	7.5 HP Electric	UD-28	UD-30	30 lbs.	\$495.00
	MKD 4.5/30-UL	4.5	3000	10 HP Electric	UD-9	UD-30	30 lbs.	\$575.00

G-Series High Pressure Plunger Pumps

- 13" L x 9-3/4" W x 5-1/2" H (Solid Shaft Model)
- Brass Manifold
- Heat Treated Crankshaft
- Stainless Steel Piston Guides
- Replaceable Teflon Coated Body Guides
- High Strength Aluminum Alloy Connecting Rods with Guide Pins for Perfect Cap Alignment - 1 lbs. each
- Industrial Quality Tapered Roller Bearings
- Max. Fluid Temp. 160°F
- 3/4" Inlet 3/8" Outlet
- Solid Ceramic Plungers
- Stainless Steel Check Valves
- Heavy Duty Flat Base High Pressure Seals
- 40 oz. Capacity Vented Oil Bath Crank Case



Solid Shaft Models

24 mm Keyed, Solid Shaft

	MODEL	GPM	PSI	POWER REQUIREMENTS	SEAL KIT	VALVE KIT	WEIGHT	LIST PRICE
1450 RPM	GC 21/20-S	5.5	3000	12.5 HP Electric	UD-10	UD-3	36 lbs.	\$495.00
	GC 26/20-S	7.0	3000	15 HP Electric	UD-10	UD-3	36 lbs.	\$550.00
	GC 30/17-S	8.0	2500	15 HP Electric	UD-11	UD-3	36 lbs.	\$550.00
	GC 38/15-S	10.0	2200	15 HP Electric	UD-12	UD-3	36 lbs.	\$650.00
1750 RPM	GD 5.5/30-S	5.5	3000	12.5 HP Electric	UD-10	UD-3	36 lbs.	\$540.00
	GD 7.0/22-S	7.0	2200	10 HP Electric	UD-10	UD-3	36 lbs.	\$550.00
	GD 8.0/22-S	8.0	2200	10 HP Electric	UD-10	UD-3	36 lbs.	\$580.00
Rail Kits	8702.07	Medium (1-3/4") Rail Kit for G-Series Solid Shaft Pumps						\$42.60
	8702.08	Standard (1") Rail Kit for G-Series Solid Shaft Pumps						\$13.70
	8702.25	Tall (2-1/2") Rail Kit for G-Series Solid Shaft Pumps						\$44.20