



| PART # | ITEM DESCRIPTION | ITEM SPECIFICATIONS | SHelf PACK SPECIFICATIONS | UPC |
|--------|---|--|---|---------------|
| 28430 | 28" 3200 PSI, Chrome Plated Pivot Nozzle Pressure Washer Wand | Item Dimensions: (LxWxH): 33" x 10.5" X 2.4" Item Weight: 2.7 lbs | Shelf Pack Dimensions: (LxWxH): 34.6" x 11.4" x 3.1" Shelf Pack Quantity: 1 Shelf Pack Weight: 2.9 lbs | 79423 28430 4 |
| 28440 | 40" 4000 PSI, Chrome Plated Pivot Nozzle Pressure Washer Wand | Item Dimensions: (LxWxH): 45" x 10.25" x 2.4" Item Weight: 3.1 lbs | Shelf Pack Dimensions: (LxWxH): 46.7" x 11.4" x 3.1" Shelf Pack Quantity: 1 Shelf Pack Weight: 3.3 lbs | 79423 28440 3 |
| 28450 | 40" 4000 PSI, Stainless Steel Pivot Nozzle Pressure Washer Wand | Item Dimensions: (LxWxH): 45" x 10.25" x 2.4" Item Weight: 3.1 lbs | Shelf Pack Dimensions: (LxWxH): 46.7" x 11.4" x 3.1" Shelf Pack Quantity: 1 Shelf Pack Weight: 3.3 lbs | 79423 28450 2 |

| BULK PACKAGING | | | | |
|----------------|---|---|---|---------------|
| 28435 | 28" 3200 PSI, Chrome Plated Pivot Nozzle Pressure Washer Wand | Item Dimensions: (LxWxH): 28" x 8.5" X 1.75" Item Weight: 2.7 lbs | Shelf Pack Dimensions: (LxWxH): 34.6" x 11.4" x 3.1" Shelf Pack Quantity: 1 Shelf Pack Weight: 2.9 lbs | 79423 28435 9 |
| 28445 | 40" 4000 PSI, Chrome Plated Pivot Nozzle Pressure Washer Wand | Item Dimensions: (LxWxH): 40" x 8.5" x 1.75" Item Weight: 3.1 lbs | Shelf Pack Dimensions: (LxWxH): 46.7" x 11.4" x 3.1" Shelf Pack Quantity: 1 Shelf Pack Weight: 3.3 lbs | 79423 28445 8 |
| 28455 | 40" 4000 PSI, Stainless Steel Pivot Nozzle Pressure Washer Wand | Item Dimensions: (LxWxH): 40" x 8.5" x 1.75" Item Weight: 3.1 lbs | Shelf Pack Dimensions: (LxWxH): 46.7" x 11.4" x 3.1" Shelf Pack Quantity: 1 Shelf Pack Weight: 3.3 lbs | 79423 28455 7 |

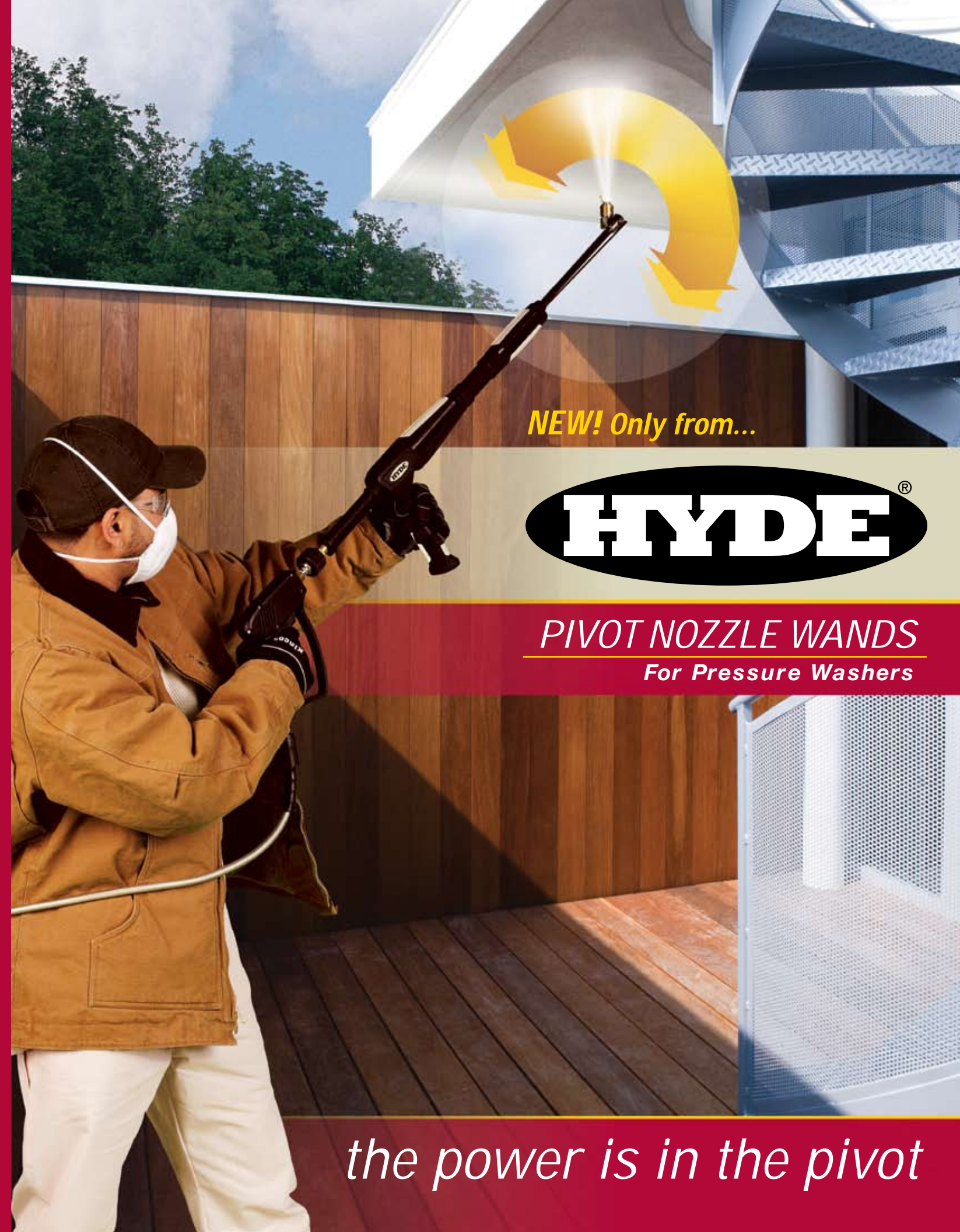


For a better finish, start with HYDE:


Hyde Tools, Inc.
A Hyde Group Company
54 Eastford Road, Southbridge, MA 01550-1875
www.hydetools.com
800-USA-HYDE (872-4933) FAX 508-765-5250
E-mail custrelations@hydetools.com

©2009 Hyde Tools, Inc. All rights reserved.

P/N 111157




NEW! Only from...



PIVOT NOZZLE WANDS
For Pressure Washers

the power is in the pivot

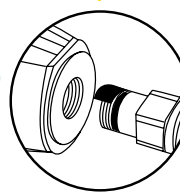
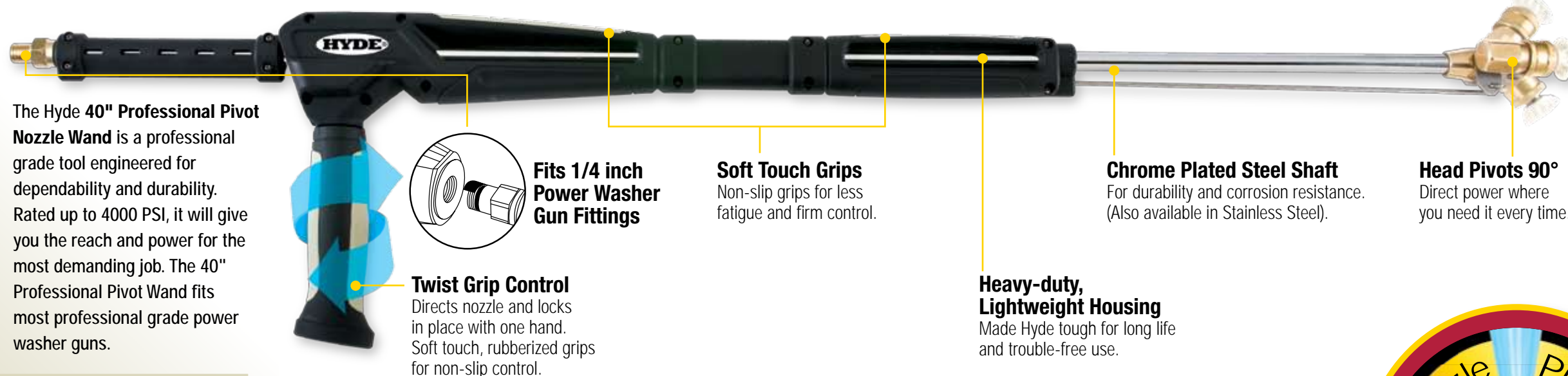


PIVOT NOZZLE WANDS For Pressure Washers

40" PROFESSIONAL Pivot Nozzle Wand *designed for Heavy-duty use with pressure washers up to 4000 PSI*

The Hyde 40" Professional Pivot Nozzle Wand is a professional grade tool engineered for dependability and durability. Rated up to 4000 PSI, it will give you the reach and power for the most demanding job. The 40" Professional Pivot Wand fits most professional grade power washer guns.

order number 28440 (Chrome Plated)
order number 28450 (Stainless Steel)



Fits 1/4 inch Power Washer Gun Fittings

Soft Touch Grips
Non-slip grips for less fatigue and firm control.

Chrome Plated Steel Shaft
For durability and corrosion resistance. (Also available in Stainless Steel).

Head Pivots 90°
Direct power where you need it every time.

Heavy-duty, Lightweight Housing
Made Hyde tough for long life and trouble-free use.

Twist Grip Control
Directs nozzle and locks in place with one hand. Soft touch, rubberized grips for non-slip control.



Keeps Tip at 90° to Surface for Maximum Power

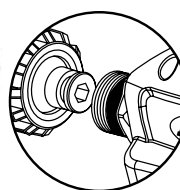
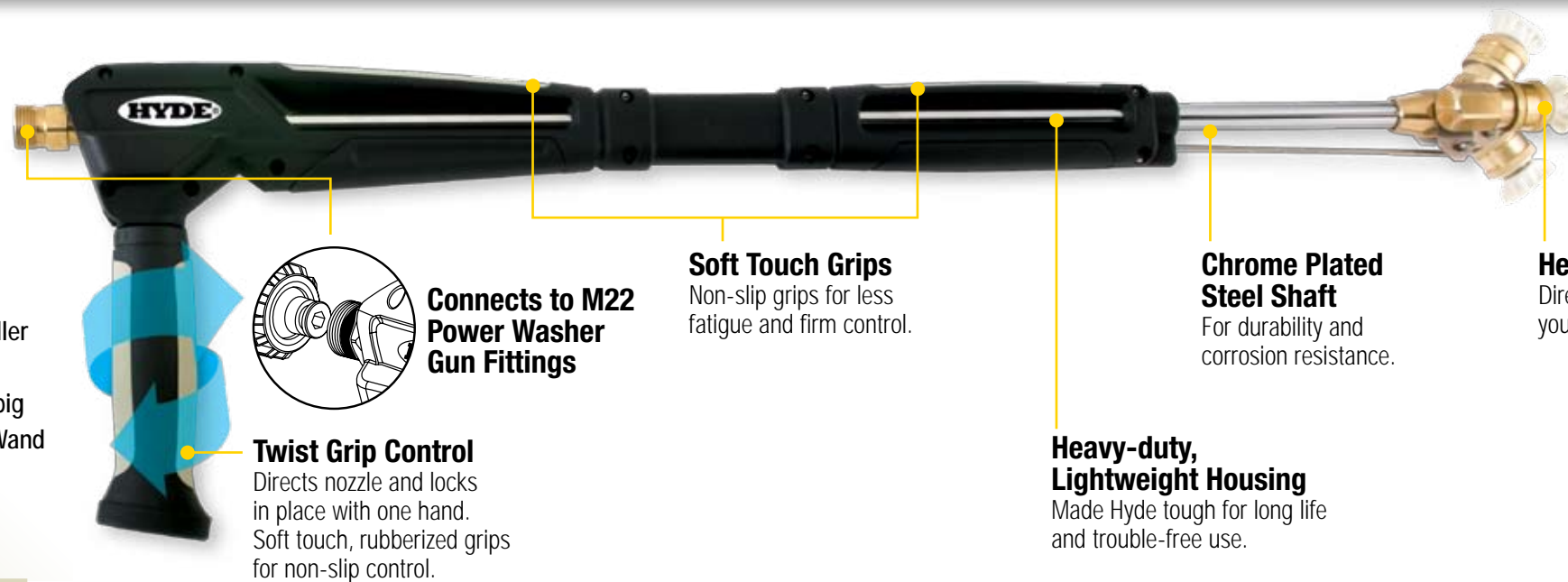


Greater Control

28" COMPACT Pivot Nozzle Wand *designed for Medium-duty use with pressure washers up to 3200 PSI*

The Hyde 28" Compact Pivot Wand is portable, professional and powerful. With many of the features of the 40" Professional in a smaller size, the Compact is easy to handle but tough enough for big jobs. The 28" Compact Pivot Wand fits most standard power washer guns.

order number 28430



Connects to M22 Power Washer Gun Fittings


Soft Touch Grips
Non-slip grips for less fatigue and firm control.

Chrome Plated Steel Shaft
For durability and corrosion resistance.

Head Pivots 90°
Direct power where you need it every time.

Heavy-duty, Lightweight Housing
Made Hyde tough for long life and trouble-free use.

Twist Grip Control
Directs nozzle and locks in place with one hand. Soft touch, rubberized grips for non-slip control.



More Versatility



Less Effort, Less Fatigue

pivot power gets rid of the pain and strain