

SMART SOLUTIONS FROM ENVIROSPEC.COM

PowerWashPro

Allison SEVERE DUTY PUMP

...with a **2-YEAR**
'bumper to bumper'
WARRANTY!



18 HORSEPOWER
VANGUARD™
COMMERCIAL POWER
INCLUDES
5.6 @ 4,100 PUMP
CUST PAYS SHIPPING

ALLISON YGA-5000

- Stainless Steel Ball
- 5,000 PSI
- Up to 12 GPM
- Up to 300°



#YGA5000 SS Ball **\$24.76**
#YGA5000C with Chlorine Ball **\$29.36**

YG5000

- Up to 5,000 PSI
- Up to 11 GPM
- Max Temp 300°



#1220 SS Ball **\$29.88**
#1221 Chlorine Ball **\$32.72**

ALLISON HI-TECH 501

- Easy Pull
- Up to 4,500 PSI
- Up to 8 GPM
- Max Temp 300°



#1209 SS Ball **\$22.37**

ALLISON PL-5100

- Easy Pull
- Up to 5100 PSI
- Up to 12 GPM
- Max Temp 300°



#PL51 SS Ball **\$28.27**

RL COMP GUN

- **SUPER** Easy Pull
- Up to 5,700 PSI
- Up to 13.2 GPM
- Max Temp 300°



#1204 **\$49.94**
4100 PSI to 13.2 GPM
#1206 **\$54.88**
5700 PSI to 8.0 GPM

ALLISON SUPER GUN

- Easy Pull
- Up to 5,100 PSI
- Up to 11 GPM
- Max Temp 300°



#1003 SS Ball **\$29.12**

Allison SOFT-WASH GUN

You can buy a **Soft-Wash Machine** for \$5,000-\$10,000 or you can buy this gun for less than \$40.00 and use it with your machine and have the **SAME THING!**

Make Sense?

Dial **MIN** for Soft-Wash
Dial **MAX** for Power-Wash



#2900 **\$38.43**

YG-4500S

- Easy Pull
- Up to 5,000 PSI
- Up to 10 GPM
- Max Temp 300°



#1218 SS Ball **\$44.10**

FREE SHIPPING WITH \$150.00 WEB ORDERS TO LOWER 48 STATES UNLESS NOTED OTHERWISE

July 2014 **155 DOGS, 10 CATS AND 2 POT BELLY PIGS**
ESCAPE 'DEATH'S ROW' IN SOUTH GEORGIA SHELTERS

Dear Customers

Thank you so much for giving EnviroSpec the opportunity to become a part of your life.

Because of you and over 3,000 other customers nationwide who have placed their trust in our products and services we are able to provide care and hope for many.

EnviroSpec, for many years, sends most of the small profits from it's sales to help the children at Shriner's Hospital in Tampa, Florida, our returning Vets at K-9's for Warriors in Ponte Vedra, Florida and abandoned animals who have lost their way.

This year, in addition to our animal sanctuary EnviroSpec has joined an alliance with M.O.M.S (Making of Miracle Stories) in New Jersey and Allmon's All About Animals, in Georgia where together we will be sending at least 150 animals each and every month to loving homes in the Northeast.

We have dubbed our 'leg' of the journey...

ANGELS of Hope

On Saturday, July 27th, you helped our alliance send 165 dogs, 10 cats and 2 pot belly pigs to loving homes located in States ranging from Virginia all the way to New Hampshire. All of these beautiful animals were scheduled to be euthanized in shelters throughout South Georgia.

The caravan left South Georgia at 6 pm on Saturday, July 27th, 2014. At 1 pm on Sunday, July 28th all of the dogs and cats had been received by hundreds of family members who were waiting for a beautiful animal to bring into their life that only a few moments before was just 'the next number on death's row' at a shelter.

Every month this event will take place and anywhere from 150-225 dogs and cats who were scheduled to die will receive the blessing of life.

With your help we have been given opportunities that we would never have had. For this we extend our appreciation and our thanks.

Your EnviroSpec friends and family forever.

www.envirospec.com

DEPARTURE



"I turned around to place a puppy in a little girls arms and as I saw her eyes light up I realized that she too seemed to have had a rough start with her little life. I was paralyzed with emotion. *To think* - a thrown away and unwanted baby on the Georgia end that managed to make this little child forget her illness for a split second was an experience I cannot even put into words!" - Karen M.O.M.S.

ARRIVAL



UNLOADERS: All you will ever need to know.

AL-607

- Pressure Actuated
- Up to 4,500 PSI
- Up to 8 GPM
- 3/8" FPT Inlet
- 3/8" MPT Outlet



#1114 \$39.62

AL-607-P

- Pressure Actuated
- Up to 4,500 PSI
- Up to 10.5 GPM
- 3/8" FPT Inlet
- 3/8" MPT Outlet



#3111 \$59.56

K-7 FLOW ACTUATED

- Up to 3,500 PSI
- 3/8" FPT Inlet/Out
- Zero Surge By-pass

\$96.25 Any Size

- #1089 - 2.1 to 2.9 GPM
- #1090 - 2.9 to 4.2 GPM
- #1091 - 4.2 to 6.6 GPM
- #1092 - 6.6 to 10.8 GPM



K-9

- Flow Actuated
- Up to 5,800 PSI
- Up to 13.2 GPM
- 1/2" In, Out, By-pass



#1093 \$425.00

K-10

- Flow Actuated
- Up to 3,600 PSI
- 3/8" FPT Inlet
- 3/8" MPT Outlet
- Gentle Start-up



#1096 \$79.63

VB-10

- Compensating Soft Touch
- Up to 3,800 PSI
- Up to 8 GPM
- 3/8" FPT Inlet
- 3/8" MPT Outlet
- Gentle Start-up



#1108 \$76.32

VB-350

- Pressure Actuated
- Up to 5,650 PSI
- Up to 10.5 GPM
- 3/8" FPT Inlet
- 3/8" MPT Outlet



#2032 \$94.95

YU-2140

- Green Spring
- Up to 21 GPM
- Up to 4100 PSI
- 2-bypass ports



#1101 \$96.67

AU-2848

- Dual Gun Upgrade from YU2140
- Green Spring
- Up to 28 GPM
- Up to 4800 PSI
- 2-bypass ports



#AU2848 \$96.67

YU-831

- Pressure Actuated
- Up to 4,000 PSI
- Up to 8 GPM
- 3/8" FPT Inlet
- 3/8" MPT Outlet



#YU831 \$49.58

PULSAR

- Pressure Actuated
- Up to 4,000 PSI
- Up to 8 GPM
- 3/8" FPT Inlet
- 3/8" MPT Outlet



#1099 \$49.71

MOUNTING BLOCKS

- Take the load off the pump head by re-mote mounting the unloader.

\$23.67 Any Size

- #1081 3/8" x 3/8"
- #1082 3/8" x 1/2"
- #1083 1/2" x 1/2"



SIPHON PUMPS

- Pumps 7 GPM

- #686E \$19.95
55 Gal. Extreme Duty
- #686H \$15.95
55 Gal. Heavy Duty
- #696P \$3.95
5 Gal. Pail Pump



PAIL LID REMOVER

- Safely remove lids from buckets



#1652 \$2.94

DRUM WRENCH

- Fits all 55 gallon drum bungs



#686169 \$18.84

LANCES

PLATED • 1/4" WITH GRIP

- #1236 \$ 9.95 Straight, 12"
- #1237 \$ 9.95 Straight, 24"
- #1238 \$10.95 Straight, 36"
- #1242 \$15.95 15° Bent, 36"
- #1239 \$12.95 Straight, 48"
- #1243 \$19.95 15° Bent, 48"
- #1240 \$12.95 Straight, 60"
- #1241 \$19.95 Straight, 79"
- #1245 \$37.84 15° Bent, 79"



STAINLESS • 1/4" WITH GRIP

- #1247 \$17.95 Straight, 36"
- #1251 \$24.15 15° Bent, 36"
- #1248 \$19.95 Straight, 48"
- #1252 \$34.95 15° Bent, 48"
- #1249 \$31.95 Straight, 60"
- #1253 \$36.95 15° Bent, 60"
- #1250 \$37.95 Straight, 79"

ALUMINUM, 1/4" W/GRIP

- #1354 \$8.95 24"

ALUMINUM, 1/4" NO/GRIP

- #1353 \$ 4.95 24"
- #1355 \$ 5.95 36"
- #1357 \$ 8.95 48"
- #1359 \$ 9.95 60"
- #1361 \$14.95 79"

* Freight for lances over 48" is costly to ship. Some lances over 48" will come as 2 lances with a lance coupler to achieve desired length.

DUAL LANCE

- 1/4" Pipes
- Best Lances when using an injector
- Rated to 4100 PSI



- #1262 \$54.95 42" S.S.Premium
- #1362 \$39.95 42" Zinc Premium
- #1263 \$49.95 11" S.S.
- #1264 \$52.95 27" S.S.
- #1265 \$54.95 37" S.S.

GENERAL DUAL LANCE

- **NOT GOOD** for chemical draw due to the 1/8" pipes.



- #1255 \$69.95 36"
- #1256 \$71.95 36" w/'QC' Coupler
- #1257 \$84.95 72" w/'QC' Coupler

DUAL DIVERTER LANCE

- Pull Trigger for Soap
- PSI: 3,600 / GPM: 10.5



- #1235 \$54.95

FLEX-LANCE

- Great for fender wells, exhaust hoods
- 1/4" x 1/4" MPT



- #1795 \$11.10 Plated Steel
- #1796 \$18.63 Stainless Steel

LANCE ACCESSORIES



- #1612 \$5.17 Vented Grip for 1/4" lances
- #1260 \$5.58 Slide Handle for 1/4" lances

Hi-Lo Nozzle

- Push for Soap
- Pull for Pressure



\$18.00 Any Size

- #4002 2.0 Noz
- #4003 2.5 Noz
- #4004 3.0 Noz
- #1292 3.5 Noz
- #1293 4.0 Noz
- #1294 4.5 Noz
- #1295 5.0 Noz
- #1296 5.5 Noz
- #1297 6.0 Noz
- #1299 7.0 Noz
- #1300 8.0 Noz

TELESCOPING LANCE - 18' to 24'

- The industry's best telescoping lance
- For those impossible to reach places



- #2018M 18' \$159.95
- #2024M 24' \$179.95

- #1814 \$9.95 Gutter Sweep

- #2028 \$9.95 'Load Bearing' Belt Harness

ADJUSTABLE FAN TYPE

- Adjust from 0 to 65 deg. (no Hi-Lo feature)

- #2055 3.0 NOZ
- #2056 3.5 NOZ
- #2057 4.5 NOZ
- #2059 5.5 NOZ
- #2060 6.5 NOZ
- #2061 7.5 NOZ
- #2062 8.0 NOZ



\$9.55 Any Size

LONG DISTANCE NOZZLES for TELESCOPING WANDS

Laser Spray at 0°
Fan Spray up to 65°
with a simple twist!



\$22.25 Any Size

VERY POPULAR

- #1365 4.0 Nozzle
- #1424 4.5 Nozzle
- #1440 5.0 Nozzle
- #1466 5.5 Nozzle
- #1590 6.5 Nozzle
- #1623 8.0 Nozzle

PROBLEM/SOLUTION: Truck Washing

SPECIALTY BRUSHES

10" BI-LEVEL

- Great for house siding and trailer bodies

#1457 \$16.42



10" BI-LEVEL - FINE FINISH

- Higher pile holds more water longer

#1456 \$19.73



GUTTER & STACK BRUSH

- For hard to clean house gutters and exhaust stacks on tractors

#1459 \$22.82



The Industry's ONLY Do-Everything Brush

10" FINE FINISH - 1/2 CIRCLE

This 'half-circle' brush has multiple pole entry positions along with it's unique configuration and bristle technology.

#1458 \$29.48



BRUSHES

10" PREMIUM

- Ideally suited for tractor/trailers & houses

#1451 \$11.28



10" PREMIUM - FINE FINISH

- Ideally suited for paint jobs such as automobiles or high-end tractor/trailers

#1450 \$14.53



14" PREMIUM

- Ideally suited for tractor/trailers & houses

#1454 \$14.96



14" PREMIUM - FINE FINISH

- Ideally suited for paint jobs such as automobiles or high-end tractor/trailers

#1455 \$19.30



18" & 24" PREMIUM

- Ideally suited for trailers & houses (considered to large for tractors)

#1452 \$20.47 18"
#1453 \$24.95 24"



PUMP HEAD TESTER

- Remove the unloader and plumb this tester into the high pressure side of the pump. Install the correct pressure nozzle and start engine. Read your gauge to determine exact pump pressure.



#1229 \$74.95

PUMP RAILS


- Engineered specifically for pumps being powered by gas or diesel engines.



#1653 \$29.93

PUMP REBUILD VIDEO

- With this you can rebuild ANY PUMP!



#GPV-101 \$11.95

PUMP OIL




- #1066 \$ 9.95 Comet, 1-32 oz. bottle
- #1064 \$29.31 General, 6-16 oz. bottles
- #1065 \$98.87 General, 24-16 oz. bottles
- #4788 \$11.95 Cat, 1-21 oz. bottle

PRESSURE TESTER

- Connects between Unloader & Hose

#4505 \$11.95
Body Only - no gauge

#4506 \$17.95
Tester with Gauge



VALVE CAP O'RINGS

- 6 required for 3-piston pump

- #5210 \$1.38 A-R XW
- #5211 \$1.38 A-R RW & RKV
- #5110 \$1.95 Comet TW & TWS
- #5111 \$.86 Comet RW, RWS & ZWD
- #5100 \$1.47 GP TS & T
- #5310 \$1.25 GP EZ
- #5311 \$1.68 GP TSF



BRECO COUPLERS

\$3.24



- #BC4F 1/4" FPT Inlet, 1/4" Out
- #BC4M 1/4" MPT Inlet, 1/4" Out
- #BC8F 3/8" FPT Inlet, 3/8" Out
- #BC8M 3/8" MPT Inlet, 3/8" Out

PLUGS


\$1.38



- #BP4F 1/4" FPT Inlet, 1/4" Out
- #BP4M 1/4" MPT Inlet, 1/4" Out
- #BP8F 3/8" FPT Inlet, 3/8" Out
- #BP8M 3/8" MPT Inlet, 3/8" Out

Stainless Couplers

\$4.99



- #QS4FS 1/4" FPT Inlet, 1/4" Out
- #QS4MS 1/4" MPT Inlet, 1/4" Out
- #QS8FS 3/8" FPT Inlet, 3/8" Out
- #QS8MS 3/8" MPT Inlet, 3/8" Out

TWIST COUPLERS

• Great for installing on Unloaders for easy servicing without having to find a wrench.

\$2.81



- #1937 1/4" FPT
- #1940 1/4" MPT
- #1943 3/8" FPT
- #1946 3/8" MPT

TWIST PLUGS

\$1.86



- #1925 1/4" FPT
- #1928 1/4" MPT
- #1931 3/8" FPT
- #1934 3/8" MPT

Stainless Plugs

\$2.25



- #QP4FS 1/4" FPT Inlet, 1/4" Out
- #QP4MS 1/4" MPT Inlet, 1/4" Out
- #QP8FS 3/8" FPT Inlet, 3/8" Out
- #QP8MS 3/8" MPT Inlet, 3/8" Out

O'Ring Pick

• For removing o-rings from Check Valves & Quick Connects



#1600 \$5.95

Hi-Heat Couplers

• To hot to handle? These couplers make it easier to disconnect hoses & accessories without burning your fingers.

\$3.95



- #1818 1/4" MPT
- #1817 1/4" FPT
- #1820 3/8" MPT
- #1819 3/8" FPT

'QC' O'rings

EDPM - 300 degree

- #QOR4E 1/4", 50 each
- #QOR8E 3/8", 50 each

\$12.50

VITON - 400 degree

- #QOR4V 1/4", 50 each
- #QOR8V 3/8", 50 each

\$14.50

LANCE COUPLERS

• Connect 2 lances together. The deep shoulders help to keep the lance from breaking at the threads.

Couplers:

- #1022 \$2.95 Steel
- #1024 \$5.95 Stainless

Plugs:

- #1021 \$1.95 Steel
- #1023 \$2.95 Stainless



WINCO GENERATOR

• 2,000 kW



\$549.95

#1434 2-Bearing, Industrial 5/8" Shaft

DRUM FUNNELS

• Fits 2" bungs on 55 and 30 gallon drums
 • The cover keeps contamination out



#686798 \$26.86
 Funnel w/cover

PRESSURE GAUGES

Bottom Mount

- #1130 3,600 PSI
- #1131 4,500 PSI
- #1132 6,000 PSI
- #1133 10,000 PSI



\$13.95

Back Mount

- #1132B 6,000 PSI



\$15.77

GUN WHIPS

• By installing this 4000 PSI whip you will be extending the life of the quick connect coupler by at least 10 times.

\$12.93

#1202 1' Whip

You will also need 1 each BC8F Coupler



BACK-PACK SPRAYER

- 4-Gallon Capacity
- 2 Std Spray Tips
- 2 Bonus Tips
- Viton Seals



#BPS-04 \$119.95

Technical Article at envirospec.com/articlearchives.htm DOs and DON'Ts -How to SET-UP a Water Tank for your equipment

FILTER CONNECTORS



- #1019 \$3.97 1/2" MPT
- #1020 \$3.97 3/4" MPT
- #1625 \$.43 Filter Washer Screen

CLEAR BOWL FILTER



- 50 Mesh
- #1012 \$14.95 1/2" In/Out
- #1013 \$14.95 3/4" In/Out

PREMIUM WATER FILTERS

- Allison 'Big Gulp' Filters won't starve and overwork your Pump.
- Extra large internal chamber
- Extra large ports for maximum flow
- Handles up to 22 GPM
- 50 mesh screen, 1" inlet/outlet



- #3798 3/4" Premium Water Filter \$37.95
- #1015 1.0" Premium Water Filter \$37.95
- #3799 1.0" Premium Water Filter \$37.95 w/ 'Quick' Clean-Out

ROTO-JET 5800

Noz	Size	Kit
#1554	4.0	#1576
#1555	4.5	#1577
#1556	5.0	#1578
#1557	5.5	#1579
#1558	6.0	#1580
#1559	7.0	#1581
#1560	8.0	#1582
#1561	12.0	#1583



TURBO
\$98.16

KITS
\$44.50

TURBO FILTERS

- Don't VOID your warranty on Turbos



- #1510 \$9.43 'QC' PLUG x 1/4" MPT
- #1510F \$2.26 Replacement Screen

HYDRO-JET 4000 PSI

Noz	Size	Kit
#16221	2.5	#41374
#16222	3.0	#41375
#16223	3.5	#41376
#16224	4.0	#41377
#16225	4.5	#41378
#16226	5.0	#41379
#16227	5.5	#41380
#16228	6.0	#41381



TURBO
\$41.73

KITS
\$28.16

HYDRO-JET 5000 PSI

Noz	Size	Kit	Noz	Size	Kit
#16284	3.0	#41482	#16289	5.5	#41487
#16285	3.5	#41483	#16290	6.0	#41488
#16286	4.0	#41484	#16291	6.5	#41489
#16287	4.5	#41485	#16292	7.0	#41490
#16288	5.0	#41486	#16293	7.5	#41491



TURBO
\$63.65

KITS
\$34.96

COMPACT FILTER

- 50 Mesh
- Mounts directly to Pump Head
- 1/2" In/Out with by-pass port



- #1009 \$12.77

ALLISON LASER DECK SURFACE SPINNERS

THE INDUSTRY'S MOST POPULAR SPINNERS

- ABS Plastic Deck with 2-nozzle bar*
- Most durable swivel with grease fitting
- Rated to 4,500 PSI
- Rated to 12 GPM



12" DECKS ARE GREAT FOR:

- Pool Patios
- Tile Walls and Floors
- Small Decks and Concrete Pads
- Brick Walls & Roofs

- #1850 12" Laser Deck \$214.50
- #1853 20" Laser Deck \$325.00

20" DECKS ARE GREAT FOR:

- Pool Patios
- Sidewalks
- Garage Floors
- Large Decks
- Concrete Pads
- Dumpster Areas
- Roofs

* 1/4" MEG Nozzles sold separately

Nozzle Sizing:

Whatever size nozzle you are presently using - split that number in 1/2. Ex: If you are using a #6 nozzle on your gun assembly you will need to use 2-each #3's for your Laser Deck.

HUDSON FLOAT VALVE

- Our #1 Selling Float Valve
- No Moving Parts
- 1" FPT Inlet



- #1343 90 Degree Temp Rating \$37.86
- #1344 150 Degree Temp Rating \$39.86

SPLATTER SHIELD

- This 'splatter shield' attaches to any lance and covers the turbo nozzle so harsh chemicals and pressure do not come in contact with delicate surfaces.




- #1497 \$48.77

FREE SHIPPING WITH \$150.00 WEB ORDERS TO LOWER 48 STATES UNLESS NOTED OTHERWISE

HOUSE WASH DETERGENTS WITH 'GLOSS' ENHANCERS

<http://www.envirospec.com/MSDS.htm>

TITAN U-FRAME



- #TI1-3112 \$258.50
Reel, Crank, 12" - Powder Coated
- #TI1-4812 \$336.50
Reel, Crank, 12" - Aluminum

TITAN FULL FRAME STACKABLE


2-reels required to make a 'stacked-set'



- #TI1-3012 \$256.90
12" - Powder Coat
- #TI1-3018 \$275.91
18" - Powder Coat
- #TI1-4312 \$316.79
12" - Aluminum
- #TI1-4318 \$388.95
18" - Aluminum
- #TI1-4012 \$524.44
12"- 1" Manifold holds 90' of 3/4"
- #TI1-4018 \$527.70
18"- 1" Manifold holds 150' of 3/4"
- #TI1-4022 \$531.38
22"- 1" Manifold holds 180' of 3/4"
- #TI1-4028 \$538.18
28"- 1" Manifold holds 230' of 3/4"
- #TI1-4812E \$587.47
12" - Electric, Aluminum
- 7-10 DAY BUILD TIME



TITAN KITS



- #TI1-KIT Opt. Stacking Kit \$119.90
- #TI1-GUIDE Opt. Hose Guide \$246.77

ALLISON REEL SWIVEL

- Rated to 5,000 PSI
- 3/8" FPT for machine to reel hose
- 1/2" FPT that connects it to the reel



#1591 \$24.78

HOSE REELS



• The Industry's Best Hose Reel Value!

- Solid Steel Construction
- Durable Powder Coat
- Direct Hand Crank Rewind
- Full Flow Swivel Brass Joint
- 5,000 PSI Rated, 3-1 Burst Factor

- #1313 Holds 50' of 3/8" \$ 79.95
- #1314 Holds 100' of 3/8" \$ 89.95
- #1315 Holds 150' of 3/8" \$109.95
- #1316 Holds 200' of 3/8" \$127.95
- #1008 Swivel for #1313 & 1314 \$37.80
- #1001 Swivel for #1315 & 1316 \$37.80
- #1002 Handle \$12.77

REEL TO MACHINE JUMPER HOSES

- Rated to 6000 PSI
- 1 Swivel End & 1 Fixed End



- | | | | |
|-----------|---------|-----------|---------|
| #1202 1" | \$12.93 | #1181 11' | \$24.20 |
| #1172 2' | \$14.80 | #1182 12' | \$25.58 |
| #1173 3' | \$16.44 | #1183 13' | \$27.22 |
| #1174 4' | \$17.38 | #1184 14' | \$28.27 |
| #1175 5' | \$18.64 | #1185 15' | \$29.15 |
| #1176 6' | \$19.42 | #1186 16' | \$31.40 |
| #1177 7' | \$20.35 | #1187 17' | \$33.28 |
| #1178 8' | \$21.12 | #1188 18' | \$34.87 |
| #1179 9' | \$22.94 | #1189 19' | \$37.34 |
| #1180 10' | \$23.87 | #1190 20' | \$39.40 |

STAINLESS REEL SWIVEL

- Rated to 4,100 PSI
- 3/8" FPT for machine to reel hose
- 1/2" FPT connects it to the reel



#1630 \$64.15
#1629 \$12.95 Kit

ENGINES

• THE INDUSTRY'S #1 SELLING ENGINES

- the Kohler 19 HP has a 25 AMP recharging system and is better for high volume hot water machines.
- The Vanguard 18 HP has a 20 AMP recharging system and is recommended when using a hot water machine rated up to 6 GPM

KOHLER 19 HP

Reg. \$1931.35

\$995.00

#1829



VANGUARD 18 HP

Reg. \$1493.75

\$945.00

#1732

Cust Pays Shipping on Engines

ENGINE OFFER ENDS

September 30, 2014

HOSE REEL SWIVEL by: Super Swivel

- Manufactured by Super Swivel
- Rated to 5,000 PSI
- Includes Grease Fitting



#1463 \$35.85

- 3/8" FPT machine to reel hose
- 1/2" FPT connects it to the reel

#2331 \$35.85

- 1/2" FPT for machine to reel hose
- 1/2" FPT connects it to the reel


#1611 \$12.50 Repair Kit

EVERY PURCHASE YOU MAKE QUALIFIES FOR **ADDITIONAL 10% SAVINGS!** SEE WEB FOR DETAILS.

NOW THESE INJECTORS REALLY SUCK!!!

Allison 33% SUPER SUDS SUCKER

- The industry's #1 selling chemical injector
- Draws Chemical with 300' of HP hose
- For machines from 2 GPM to 10 GPM



- #1964 \$69.95 Injector
- #1963 \$84.95 Ready-to-go injector

Allison 27% SUDS SUCKER

- Ready-To-Go injectors come with Quick Connects, filter & chem line
- All come with Ceramic Ball



Ready-To-Go

- #1442 \$31.95 2-5 GPM, Non-Adj.
- #1444 \$31.95 5-8 GPM, Non-Adj.
- #1447 \$34.95 2-5 GPM, Adj.
- #1449 \$34.95 5-8 GPM, Adj.

Injector Only (shown)

- #1441 \$24.95 2-5 GPM, Non-Adj.
- #1443 \$24.95 5-8 GPM, Non-Adj.
- #1446 \$28.95 2-5 GPM, Adj.
- #1448 \$28.95 5-8 GPM, Adj.

**If you can't get enough
chemical on the surface...
...you may as well stay home!**

That's what John Allison has been
telling contractors for years.

WELL NOW...

YOU WON'T HAVE TO WORRY
ABOUT THAT ANY MORE!

Allison CHEM INDUCTION SYSTEM 50% CHEMICAL DRAW?



2IN1 - 12-VOLT, HIGH VOLUME CHEMICAL INDUCTION SYSTEM

First, this system comes standard with a 3-way inlet valve which means the operator can draw from 1 of 2 different chemicals just by a 'quick' twist of the handle.

On the outlet side is another 3-way valve that gives the operator 2 OPTIONS:

OPTION 1: 100% CHEMICAL DRAW

Hook up a low pressure chemical line to one side of the valve and apply straight chemical on the surface. This is a great option for the roof, shake and deck cleaning industries.

OPTION 2: 50% CHEMICAL DRAW

Hook the other side to the inlet barb on your chemical injector and you will be able to draw chemical at a rate of up to 50% as opposed to 10-15% with injectors manufactured by other companies.

TEST RESULTS:

Pressure Pump - TS2021 - 5.6 GPM
Injector - Allison Super Suds Sucker
Length of hose - 500'
Chemical - Prodigy

Using the above configuration we were able to draw 2.3 gallons of detergent in 60 seconds.

PREMIUM CHEM FILTER

- Stainless Steel & Brass Construction
- More actual filter area than most
- Has removable check ball



#1153 \$3.88

STAINLESS CHEM FILTER

- With check ball
- About 1/2 the size of 1153 & 1152



#1149 \$2.51

Allison 27% Stainless Suds Sucker

- Ready-To-Go injectors come with Quick Connects, filter & chem line
- All come with Ceramic Ball



Ready-To-Go

- #2075 \$64.95 3-5 GPM Non-Adj.
- #2076 \$64.95 5-8 GPM Non-Adj.
- #2077 \$74.95 3-5 GPM Adj.
- #2078 \$74.95 5-8 GPM Adj.

Injector Only (shown)

- #1140 \$54.87 2-5 GPM, Non-Adj.
- #1141 \$54.87 5-8 GPM, Non-Adj.
- #1142 \$64.26 2-5 GPM, Adjustable
- #1143 \$64.26 5-8 GPM, Adjustable

ECONO CHEM FILTER

- Plastic



- #1150 \$1.95 With check ball
- #1151 \$1.88 Without check ball

FOAM CANNON

- Attaches to end of wand
- Throws a thick foam
- Works on units up to 6.6 GPM
- Rated for 3,000 PSI
- Order with or without bottle.



- #1273 \$56.95 With Bottle
- #1273-N \$52.95 Without Bottle

FREE SHIPPING WITH \$150.00 WEB ORDERS TO LOWER 48 STATES UNLESS NOTED OTHERWISE

Allison EVER-FLO PUMPS

- With Corrosion Resistant Viton Valves

#EF1040	1.0 @ 40 PSI	\$ 42.84
#EF2270	2.2 @ 70 PSI	\$ 69.24
#EF3060	3.0 @ 60 PSI	\$ 94.46
#EF4060	4.0 @ 60 PSI	\$104.44
#EF5560	5.5 @ 60 PSI	\$144.72

Replacement parts at www.envirospec.com



Allison SHO SUPER HIGH OUTPUT SOFT WASH PUMPS

Pumps come with a 3-way inlet valve that allows the operator to have a 2-chemical setup. For example: Chlorine for 1 side and detergent for the other.

**5.3 GPM
@ 90 PSI**



MODEL 5390 is a Variable Pressure, Corrosive Environment Pump ideally suited for the operator who needs to 'throttle' chemical volume from full-flow to as low as 5% flow without having to change tips.
#5390 \$224.75

**5.5 GPM
@ 60 PSI**



MODEL 5560 is a Corrosive Environment Pump ideally suited for the operator who needs the pump to completely shut down when the gun trigger is released. An example of this would be applying high volumes of chemical to a large roof then releasing the trigger allowing the pump to shut down while you use your power washer to rinse.
#5560 \$174.82



**Replacement
3-WAY VALVE**
 (1) 1/2" MTP & (2) 1/2" FPT
#236-6190 \$34.95

CHEM LINE

- Reinforced Poly Tubing
- 250 PSI Working Pressure
- Resistant to Chems, Fuels, Solvents



1/4", 250 PSI

#1161	1/4" x 100' Roll	\$27.55
#1162	1/4" x 300' Roll	\$86.64

3/8", 250 PSI

#1164	3/8" x 50' Roll	\$ 23.11
#1165	3/8" x 100' Roll	\$ 43.25
#1166	3/8" x 300' Roll	\$119.36

1/2", 250 PSI

#2217	1/2" X 100' Roll	\$ 54.73
#2637	1/2" X 300' Roll	\$147.29

3/4", 250 PSI

#2483	3/4" x 100' roll	\$ 96.27
#2709	3/4" x 300' roll	\$264.83



1/4" Premium Clear Line

#1167	\$39.87	100' Thick Wall
#2199	\$33.01	100' Standard

SHURFLO PUMPS CHLORINE PUMPS



These special build pumps are specifically designed to handle chlorine as well as many other harsh chemicals.

12V SHURFLO with Viton Valves

#1049	1.4 GPM, 60 PSI	\$ 92.63
#1050	1.8 GPM, 100 PSI	\$108.48
#1051	3.0 GPM, 45 PSI	\$110.10
#1052	3.6 GPM, 45 PSI	\$159.74

115V SHURFLO with Premium Valves

#1053	1.4 GPM, 60 PSI	\$135.90
#1054	1.5 GPM, 150 PSI	\$157.08
#1055	1.0 GPM, 60 PSI	\$149.71
#1056	1.6 GPM, 100 PSI	\$158.56

with power cord

Repair Kits For SHURFLO Pumps
 can be found on our website at
WWW.ENVIROSPEC.COM

TRIGGER JET CHEM GUN

350 PSI Gun, viton® seals with lance

#1213	\$33.94	36.5" Poly Lance
#1214	\$46.07	36.5" Stainless lance

750 PSI Gun Only

#1212	\$23.14	Gun- Stainless Ball
#1169	\$29.37	Gun-Ceramic Ball
#1211	\$ 4.62	Replacement Cone Spray Nozzle




Inlet Gun Barbs Required:

for 1/4" Chem Line	#1726	\$4.20
for 3/8" Chem Line	#1727	\$4.20
for 1/2" Chem Line	#1728	\$4.95

PUMP ARTICLE: Tired of Rebuilding Your Pump?

**Allison
GEAR DRIVES**

• Allison Gear Boxes / Transmission ALWAYS last longer and perform better than belt drive systems.



- #1028-181 **\$238.00** 1" shaft 13-18 HP
- #1028-241 **\$253.75** 1" shaft for 18-24 HP
- #1028-242 **\$253.75** 1-1/8" shaft, 18-24 HP
- #1028-311 **\$294.37** 1-1/8" shaft, 30 HP

CHEM METERING VALVE

- 1/4" FPT x FPT
- Meter Chems or divert water to create steam



#2447 **\$14.61**

PRESSURE RELIEF

- Rated to 6000 PSI/12 GPM
- Relieves pressure if unloader fails



- #0534 **\$18.95** Premium
- #1126 **\$17.95** Valve w/Barb

**SERPENTINE
The Industry's
#1 Power Wash Hose**

- 3/8" Male Pipe Thread Swivel
- 3/8" Male Pipe Thread fixed
- Strain Reliefs on both ends

*** Includes Quick Connects**



Free Shipping on **EVERYTHING** to lower 48 on \$150.00 Web Orders (unless noted otherwise)



4,000 PSI - 1 WIRE

- BLACK
- #B408-050 50' **\$ 69.95**
- #B408-100 100' **\$132.95**
- GREY (Non-Marking)
- #G408-050 50' **\$ 74.95**
- #G408-100 100' **\$137.95**
- Blue
- #BL408-050 50' **\$ 74.95**
- #BL408-100 100' **\$137.95**

6,000 PSI - 2 WIRE

- BLACK
- #B608-050 50' **\$ 79.95**
- #B608-100 100' **\$142.95**
- GREY (Non-Marking)
- #G608-050 50' **\$ 84.95**
- #G608-100 100' **\$147.95**
- Blue
- #BL608-050 50' **\$ 84.95**
- #BL608-100 100' **\$147.95**

THREAD LOCKER

- Medium strength is preferred with pressure wash equipment



- #1057 **\$57.44** Medium
- #1058 **\$69.98** High Strength

**TEFLON
TAPE**



- #1651 **\$1.49** Tape, Teflon, 520' x 1/2"
- #2151 **\$1.91** USA Premium, 520' x 1/2"

COIL INSULATION

- Enough for One Coil



#1037 **\$139.95**

ELECTRICAL TAPE



#1601 **\$1.39** 3/4" X 60', UL

REPLACEMENT COILS

LOST A COIL? We have coils for any machine at the industry's best price!



800-346-4876

Allison Severe Duty Truck Wash Hose
6-month abrasion warranty

Ours after 400 hours



Theirs after 150 hours



Read more about this incredible hose at... www.envirospec.com

Original GENERAL PUMP Nozzles

'QC's and MEGS \$2.99



QUICK CONNECT NOZZLES



SCREW-IN, 1/4" MEG

STAINLESS SOAP NOZZLES



ALL SIZES \$4.94

- #SSN-0030 - Screw-In, 00°, 30 hole size
- #SSN-0040 - Screw-In, 00°, 40 hole size
- #SSN-0050 - Screw-In, 00°, 50 hole size
- #SSN-0060 - Screw-In, 00°, 60 hole size
- #SSN-1512 - Screw-In, 15°, 15 hole size
- #SSN-1515 - Screw-In, 15°, 15 hole size
- #SSN-1520 - Screw-In, 15°, 20 hole size
- #SSN-1525 - Screw-In, 15°, 25 hole size
- #SSN-1530 - Screw-In, 15°, 30 hole size
- #SSN-1540 - Screw-In, 15°, 40 hole size
- #SSN-2512 - Screw-In, 25°, 12 hole size
- #SSN-2515 - Screw-In, 25°, 15 hole size
- #SSN-2520 - Screw-In, 25°, 20 hole size
- #SSN-2525 - Screw-In, 25°, 25 hole size
- #SSN-2530 - Screw-In, 25°, 30 hole size
- #SSN-2540 - Screw-In, 25°, 40 hole size
- #SSN-2550 - Screw-In, 25°, 50 hole size

CHEM SHOOTER NOZZLE SET

- Long Distance - High Impact Chem Nozzles
- Stand on the ground & apply up to 4-stories
- Nozzle sizes Included: 0040, 0050 & 0060



**OUR #1 SELLING
LONG DISTANCE
CHEMICAL NOZZLES**

#5555 Complete Set \$28.27

30' LONG RANGE SOAP NOZZLE



#PK852 \$5.78

BRASS SOAP NOZZLES



#1876 Screw-In, 65°, 40 Hole Size \$1.87
#1877 'QC', 65°, 40 Hole Size \$2.17

EXHAUST HOOD EQUIPMENT

- TRX-B COMMERCIAL SERIES with 180° Hot Seals so you can plug in and use their hot water.
- 2.1 GPM @ 1900 PSI complete with hose and lance.




#9830 \$795.00

**KOHLER 25 HP DIESEL
10.0 GPM @ 3,000 PSI
8.6 GPM @ 3,600 PSI**

Put 100 buyers in a room who know and understand the importance of...
Power, Performance and Longevity
 and we will sell 100 machines.

- # KD-1030 \$10,750.00**
10.0 GPM Dual Gun System
- # KD-8636 \$10,750.00**
8.6 GPM Dual Gun System



Cust Pays Shipping

OUR FIRST DIESEL SYSTEM RAN FOR 14 YEARS AND OVER 30,000 HOURS

3000 PSI CARBON STEEL



#1303 3/8" FPT x FPT \$26.77

3000 PSI PLATED STEEL



#1669 3/8" \$39.81
#1670 1/2" \$47.88

MINI VALVES

- 200 PSI



#1464 3/8" \$11.02
#1465 1/2" \$11.76

ULTRA HIGH PRESSURE

- 7,500 PSI



#1305 3/8" \$24.89

3-WAY ULTRA 'H-P'

- 7,500 PSI



#1468 3/8" \$48.99

3-WAY CHEM VALVE

- Use with Chem Throttle #1307 to switch from one chemical to another
- 1/4" Brass - 220 PSI



#1308 \$31.67

5000 PSI STAINLESS



#1667 3/8" \$67.85

STAINLESS STEEL

- All FPT x FPT
- 2,000 PSI



#538 3/8" \$25.24

CHEM THROTTLE VALVE


- Use on 1/4" 3-way ball valve #1308 above to throttle chemicals with the injector
- Brass - 220 PSI



#1307 \$9.73

TWIST TYPE

- You will love this one!
- Lance attaches to Fig. 1
- Press. Noz. in Fig. 2 or 3
- Soap Noz. in Fig. 2 or 3
- Switch by 'twisting'



#1275 \$25.50

DUAL NOZZLE HOLDER

- Switch from Low to High by turning lance from side to side.



#1267 \$19.95 Holder w/Stainless Ball
#1269 \$29.61 Holder w/Ceramic Ball

TROMBONE

- Push for Hi-Pressure - Pull for Soap
- Lance attaches at Fig. 1
- Put Soap Noz. in Fig. 2
- Put Pressure Noz. in Fig. 3



#7775 \$16.10

SHOWER STYLE

- Pressure nozzle screws into the center
- When you want to go to low pressure soap twist the black housing.



#1274 \$12.91

MACHINE NOZZLE CADDY

- Bolts to the side of any pressure washer.



#1621 \$11.88 Complete Set-up

NOZZLE BOOT

- Use when working in close quarters. Screw on the end of the lance and then screw the nozzle into the boot housing.



#1271 \$1.92

Allison

Severe Duty Performance Pumps



THE ONLY PUMP IN THE INDUSTRY WITH A 2-YEAR 'BUMPER TO BUMPER' WARRANTY

EnviroSpec will provide a full 2-year 'Bumper to Bumper' warranty on Allison Severe Duty Pumps. Just return it to us pre-paid and a certified systems technician will replace any defective part that has failed under normal use. This warranty includes check valves, packings, oil seals. We will also perform a 42-Point Inspection, clean and change the oil and make sure your pump comes back to you in 'like new' mechanical condition.

Our job and promise is to keep your equipment running with little to no down time and we do that by providing our customers with a certified pump inspection and service program that you can't get anywhere else.


Our pumps run harder and last longer than any other pump in the industry. WHY?

- Heavy Duty Reinforced Brass Heads with External and Internal Bracing.
- Large Diameter Stainless Steel Valve Caps with Increased Thread Depth.
- Oversized Bearings for greater belt 'side-loads' means longer pump back-end life.
- Heavy Duty Connecting Rod with Guide Pins for Perfect Cap Alignment.
- 'State of the Art' Packing Design means longer, uninterrupted run-times.
- Cool-run Technology and Extra Capacity Oil Sumps promote longevity.

Pump Installed Features include...

- **6,000 PSI Pressure Gauges**
- **Pump Rails for Shafted Pumps**
- **Safety Pressure Relief Valve**
- **Easy Start Valve**
- **Quick Drain Oil Plug**

MODEL	PSI	GPM	RPM	WHOLESALE
SA40413	4,100	4.0	3400	\$490.00
SA56413	4,100	5.6	3400	\$490.00
SC40404	4,000	4.0	1450	\$590.00
SC56384	3,800	5.6	1450	\$590.00
SC62427	4,200	6.2	1750	\$590.00
SC86404	4,000	8.6	1450	\$825.00
SC11307	3,000	11.0	1750	\$850.00



Typically...
1450 RPM Pumps are for Belt Drive
1750 RPM Pumps are for Gear Drive

Finally - A PUMP BUILT FOR CONTRACTORS WHO DEPEND ON DEPENDABILITY!

Power in the hands of a few!

Allison WARHORSE PRESSURE WASHER


HEATER
with optional
stainless cover



SUPER SKID SYSTEM
WITH 24 GALLON TANK



BASE PLATE
SYSTEMS



STANDARD FEATURES: KOHLER EFI 26.5 HP ENGINES

This is the only system in the industry that returns to idle when the trigger gun is released. Test show that if you use this engine a minimum of 35 hours per week that your annual gas savings will be approximately \$3,100.00.

ALLISON SEVERE DUTY PUMPS

The only pumps in the industry that come with a 2-year 'bumper to bumper' warranty that covers every component.

DUAL GUN OPERATION

This feature allows the operator to use the machine as a single gun unit at either full-volume, full-pressure, a single gun unit at half-volume, full pressure or 2 operators at half volume each and full pressure on both guns.

ALLISON SEVERE DUTY GEAR DRIVES

Belt drive units are a thing of the past. Allison Gear Drives last longer, require little maintenance and extract more available engine horsepower than any other machine in the industry.

ALLISON SUPER SUDS SUCKER CHEM INJECTION

For over 35 years Allison Suds Sucker Chemical Injectors have been the professionals 'first choice' when it comes to chemical delivery. These systems will produce as much as 50% chemical draw even with 500' of high pressure discharge hose attached.

ALLISON HOT WATER OPTION

Allison heaters contain 260' of schedule 80 pipe and are equipped with a 12V, SDC Beckett Burners.

IRON HORSE BASE PLATE SYSTEM

#WH9035A 9.0 GPM @ 3,500 PSI \$5,495.00

#WH1130A 11.0 GPM @ 3,000 PSI \$5,495.00

IRON HORSE SUPER SKID SYSTEM

#WH9035AF 9.0 GPM @ 3,500 PSI \$6,495.00

#WH1130AF 11.0 GPM @ 3,000 PSI \$6,495.00


SDC HEATER

#9898-WH 12V SDC Beckett up to 12 GPM \$3,295.00

**SOFT WASH SYSTEM INCLUDED
AT NO EXTRA CHARGE.**



FUEL SAVINGS OVER **\$3000.00 PER YEAR** WITH ALLISON **EFI-IDLE DOWN** SYSTEMS



GENERAL KF50MA MUD PUMP

7.7 to 28 GPM
1,300 to 1,500 PSI

Contractor
\$5,706.50



Allison SUPER SKID

5.6 GPM @ 3,500 PSI
200 Degree Water Temp
List \$8,995.00

Contractor
\$4,995.00

Shipping Not Included

TS-2021 PUMP

5.6 GPM @ 3800 PSI

List \$1,780.00

CONTRACTOR
\$549.00

WE PAY SHIPPING



18 VANGUARD ALLISON PUMP

5.6 GPM @ 3800 PSI

Aluminum Base Plate

List \$2,695.00

CONTRACTOR
\$1799.00

Shipping Not Included
Hose & Gun Sold Separately



Why are our customers so successful?
One reason is that we have always
had more *answers* than there are
questions! So the next time you have
a question that no-one else can help
you with give us a call.