

EnviroSpec


1-800-346-4876

Manufacturing
Cleaning Chemicals
exclusively for the
**PROFESSIONAL
MOBILE WASHER**

Since 1972



BULLET PROOF
**Allison
PUMPS**
WITH...
...KEVLAR® SEALS



**200 DEGREE
PUMPS**

that you can buy for the same price
that you are presently paying for 'old
technology' pumps that are still
being sold today!

Call and find out more
about the

Allison
BULLET PROOF PUMPS
with Kevlar® Seals



Give them a chance.
Please spay/neuter your pet.

Suzie's
Friends



...all the profits from our chemical division are donated to charities for children and animals!

Who is responsible?

It is the
CONSUMERS RESPONSIBILITY
to provide the
CUSTOMER SERVICE REP
with the
CORRECT PART NUMBER

Remember, if you don't know what you want, the best we can do is guess right along with you. We will do everything humanly possible to help you when you have a question - but you can not hold us responsible if you ask for our help and we make a mistake. With our intense and constant training programs we feel our Customer Service Reps know as much or more about our industry than do those of our competition. However, keep in mind that YOU are the PROFESSIONAL and you should know your equipment better than our sales staff. If you do need assistance and would like to talk directly to our Technical Service Advisor or the Manufacturer of a particular item before ordering, please ask your Customer Service Rep for their extension or phone number.



Suzie's Friends Animal Sanctuary
Homerville, GA



SALES POLICIES

DISCLAIMER

Some of the pictures within this catalog are for illustration purposes only. Be sure and ask your sales representative if the item in question is represented by the picture herein. EnviroSpec reserves the right to limit quantities of any item in this catalog. Prices can be found at www.envirospec.com. It is the purchasers responsibility to order by part number and to ask the sales representative to read back the order along with the current pricing and availability. This catalog is for the sole intent to sell to industry professionals only and possession of this catalog or any marketing material from EnviroSpec does not mean that we will be able to sell to you.

20% RESTOCKING CHARGE

Any item that is ordered incorrectly and has to be returned for credit will result in a 20% restocking charge. Items that have to be returned must have, clearly marked on the outside of the box a Return Authorization Number (RGA) that has to be obtained from EnviroSpec prior to shipping the product back. We cannot accept any item back for credit that has been mounted or used. Items for credit must be in their original container and in resellable condition to include said container. We do not refund shipping charges that may have been applied to the original shipment. Remember, items must be returned pre-paid to EnviroSpec and must be in unused condition and showing no signs of mounting or installation and if the item has it's own re-sell container/box that also must not show any signs of being damaged or crushed. For other returns see 'WARRANTY.'

NON-CATALOG ITEM RETURNS

Items ordered and not returned within 30 days from the original order date or items ordered that are not in our catalog ARE NOT returnable. If you are ordering an item that is not in our catalog and would like to talk to the manufacturer first we will gladly give you their phone number. Just ask! Chemicals, Pressure Washers, Heaters, Vacuums, Engines, Burners & Hose Reels are not returnable but fall under our repair or replace warranty. Non-catalog or special order items must be returned to the original shipping point. When we receive credit from them you will be issued a credit from EnviroSpec.

WARRANTY

All items sold in this catalog are NEW and not refurbished or used components. EnviroSpec does not warranty any item in this catalog except those that are manufactured by EnviroSpec. All warranties are presented to the buyer by the original manufacturer and must be returned, pre-paid, to EnviroSpec or the manufacturer for evaluation and adjustments. All returned items must be accompanied by an "RGA" (Returned Goods Authorization) which EnviroSpec will provide to you. EnviroSpec WILL NOT send out replacement item(s) on a "no-charge" basis while EnviroSpec or the manufacturer is evaluating a returned item. If you need an immediate replacement you will have to purchase said replacement. However, you must understand that all items are covered by a "repair" or "replace" warranty and you could wind up with two of the same items. ***We like to call them "spares".***

PRESSURE WASHER PURCHASES

Please understand that we sell pressure washers as a convenience to the customer. We make enough profit only to cover our cost of handling. If you do not feel that you have the ability to work on and/or repair this equipment please purchase it from your local pressure washer distributor. They will be there to help you when problems arise.

If you purchase a pressure washer from EnviroSpec you will do so under the same terms and conditions as a pressure washer distributor. Those terms and conditions are as follows: There is No Labor Warranty available but only a warranty on the parts and components as presented by the manufacturer of the defective part.

RECEIVING YOUR PACKAGES

DO NOT SIGN FOR ANYTHING that looks like it has been damaged! Refuse it so we can handle the UPS/Shipping Claim. IF YOU DO SIGN FOR IT and there is a problem WE CAN NOT HELP YOU. At that point you will have to contact the shipping company for adjustments. If UPS leaves a package without your signature and there are damages call your local UPS and have them pick up the package. Do not throw away any packaging on damaged goods. Save for UPS Inspection.

Our Favorite CHARITIES

EnviroSpec donates 100% of the after tax profits from our Chemical Sales to the Shriner's Hospital for Children in Tampa, FL and to Suzie's Friends No-Kill Animal Shelter/Sanctuary located in Homerville, GA.

In 2002 John & Shelley Allison, owners of EnviroSpec, traveled the highways and by-ways of their local communities and began picking up and helping abandoned, hungry and sick animals. That initial 'labor of love' has grown to become a major commitment in their lives.

In the last 6 years alone they have trapped and spayed/neutered over 2000 cats & dogs. On the weekends they take animals to PetsMart where they find homes for the ones who have been or can be socialized. Those who don't find homes are returned to their colonies and every morning at 6:15 and every afternoon at 4:45, 7-days a week, John & Shelley head out in their golf cart, better known as 'Suzie's Friends Meals on Wheels', to feed and monitor the colonies.

Back at their No-Kill Shelter/Sanctuary in Homerville the employees of EnviroSpec start and end their day by providing the animals there with same attention and care as those in the colonies receive.

Please consider helping a Shelter or Rescue in your area. It's a great feeling knowing that you have helped an abandoned, helpless & hungry animal who would otherwise never have had a chance. And never forget the tireless work of helping children in communities throughout the Nation that is silently performed by Shriners everywhere.

Please Spay/Neuter your pets. Remember, an unborn animal will never die a lonely death in an animal shelter.



Suzie



DISCOUNTS AND FREIGHT POLICIES

Effective June 1, 2012

WEB ORDERS RECEIVE 20% DISCOUNTS:

20% discounts are for Web Orders that total \$150.00 of qualified items.

Plus you get **FREE FREIGHT TO LOWER 48 STATES** and you can use your **BONUS BUCKS!**

Web orders of less than \$50.00 will not qualify for any discounts or the use of Bonus Bucks

Go to www.envirospec.com to place a web order.

CALL-IN ORDERS DO NOT QUALIFY FOR ANY DISCOUNTS:

But they do qualify for free freight to lower 48 States so long as the total of qualified parts is at least \$200.00 or the Chemical Order is at least 200 pounds of combined chemical product.

(see below the categories that do not qualify for free shipping)

SPECIAL CHEMICAL DISCOUNTS

In order to receive **SPECIAL** discounts on chemical the product(s) must be ordered on a separate order without anything else attached and total the following weights.

400 - 699 Pounds - 15% Discount + Free Freight & Bonus Bucks

700 - UP Pounds - 20% Discount + Free Freight & Bonus Bucks

HERE ARE THE ITEMS THAT DO NOT QUALIFY FOR FREE SHIPPING:

*HoseTrac Hose Reels, Concrete Cleaners, Engines & Electric Motors,
Pressure Wash Equipment, Pumps & Non-Stocked Pump Kits,
Waste Water Recovery Equipment/Items & Items not
found on our Web or in our Hard Cover Catalog.*

SERVICE CHARGE

If your order totals less than \$50.00 when all discounts are applied there will be a \$10.00 service handling charge added to your order. All below minimum service charges will be donated to charities for children and animals.

Web orders of less than \$50.00 will not qualify for any discounts or the use of Bonus Bucks

FREE FREIGHT QUALIFICATIONS AND RESTRICTIONS

**ONLY UPS GROUND SERVICE AND STANDARD TRUCK SHIPMENTS
QUALIFIES FOR FREE FREIGHT TO THE LOWER 48 STATES ONLY.**

PRIORITY UPS SHIPPING SUCH AS 1-, 2-, 3-DAY AIR OR SATURDAY DELIVERY **DOES NOT QUALIFY.**

If you require priority shipping you will have to pay full freight.

1. Since we are paying the freight we reserve the right to ship 'cheapest way' this means that if your order is heavy enough it may arrive by truck lines. If it does and you are a residential customer we will ship to closest terminal to you. You will either have to pick your order up from that terminal or make additional delivery arrangements with that terminal.

2. If you are a commercial customer and have a loading dock we will ship to your location. You must have the means to remove the product from the trailer without breaking down the pallet(s). If you tell us that you are a commercial location just to save on freight and you are not then you will be responsible for the additional freight.

PRIORITY TRUCK LINE SHIPPING: We do not cover any priority shipping under this category. We do not provide 'lift gate service.' If lift gate service is required there will be an additional \$125.00 charge. If you tell us that your delivery address, be it UPS or Truck Line, is a commercial delivery location and it is not you are responsible for any and all additional delivery charges that may be passed back to EnviroSpec from the carrier.

1-800-346-4876

TABLE OF CONTENTS

Ball Valves	14	Nozzle, Clean Out Tool	29
Brushes	24	Nozzle, Sewer	23
Burners & Related Items	36-39	Nozzle, Thruster	31
Ceramic Balls	7	Nozzles, Hi-Lo	29
Check Valve	9	Nozzles, Holders	30
Chem Induction Sys	11	Nozzles, Pressure	25,26
Chem Line	17	Nozzles, Rotating	31,32
Chemical	63-78	Nozzles, Soap	29
Chlorine Pumper	54	Oil Socs	56
Clamps, hose	57	Oi for Pumps	59
Concrete Cleaners	55	O'rings, 'QC'	8
Couplers, 'QC'	7,8	Packing Extraction Kit	62
Drum Accessories	24	Pick, 'O'ring'	8
Easy Start Valve	13	Pressure Washers	45-54
Engines & Related Items	40-43	Pulley Puller	58
Exhaust Swivels	13	Pulleys & Bushings	58
Filter, Hi-Pressure	32	Pump Kits & Supplies	59,60
Filters, Chem	10	Pump Rebuild CD	62
Filters, Water	16	Pump, Pack Insertion	62
Fittings, Plumbing	15	Pump, ShurFlo	18
Fittings, Poly	17,18	Pumps, High Pressure	61-62
Float Valves/Tanks	43	Rain Gear, Boots	33-35
Foamers	12	Reclaiming Equipment	55
Frames & Acc.	43,44	Reels	21
Funnels	24	Roof Walkers	12
Gauge, Pressure	60	Sand Blast Equipment	56
Gear Reducers	58	Savety Relief Valve	13
Generator	41	Sludge Sucker	10
Hose, Gun Whip	2	Suzie's Friends Shelter	79
Hose, Pressure	22	Swivels	7
Hose, Reel Jumpers	22	Swivels, Reel	23
Hose, Sewer	23	Tanks, Fuel	57
Hose, Unl By-pass	6	Tape & Thread Locker	59
Hose, Water/Connects	16	Telescoping Wand	20
Hydro-Broom/Sweeps	56	Tester, Pump Head	60
Injectors	9,10	Thermal Protector	13
Jetter Valves	23	Trigger Guns	1,2
Lances & Accessories	19,20	Trigger Jet Gun/Lance	17
Loom, Wire	57	Unloader	4,5,6
Nozzle, Chart	25,27	Unloader Block	6

Bonus Buck\$

save!



Sales Discounts: Effective May 1, 2012 you will no longer have to wait a year to take advantage of your Bonus Bucks. 10% of everything you purchase in one month can be used the following month to reduce those purchases by 10%. When you couple that with the 10% savings you will receive by placing a web order that does not require prior phone assistance you can see the savings opportunities.

Let's say that in April you purchase \$500.00. 10% or \$50.00 of that purchase goes in your Bonus Buck Account. Now - the first week of May you purchase \$250.00 in parts. Although you have \$50.00 in your Bonus Buck Account you can only reduce that purchase by 10% or \$25.00. However, you still have \$25.00 left in your account that can be used on another order later on in the same month.

So here's the picture - you purchase \$150.00 from the web and we pay the freight. Typically freight will come to approximately 15% of the order. That means you have just saved \$27.50 on freight. We will give you 10% off of your order because you placed it over the web so that's another \$15.00. Then we will take 10% of the order and set it aside for you to use on your next months order. *You have just saved \$56.00.*

Also, in the past equipment could not produce Bonus Bucks. Now it can. So, if you purchase a pressure washer for \$6500.00 - \$650.00 will go in your bonus buck account that can be used the following month.

Bandit is our oldest. He won't be with us much longer. He is 17 and doing the best he can. He has been with us and at the sanctuary for 16 years. He is a good dog and we love him.



HI-TECH 5000



Easy Pull
Relax Grip
Design

GPM : 1.0-9.0
PSI: 500-5000
TEMP: 300° F

PART #	DESCRIPTION
1208	HI-TECH 5000
1208C	Chlorine Version
1747	CERAMIC KIT

HI-TECH 'SUPER GUN'



5,800 PSI
SUPER GUN SERIES

GPM : .0-10.5
TEMP: 320° F

PART #	DESCRIPTION
1003	5100 PSI w/STAINLESS BALL
1014	5100 PSI w/CERAMIC BALL
1117	5800 PSI w/STAINLESS BALL

YG-4000-S LENIER



GPM : 1.0-10.5
PSI: 500-4100
TEMP: 300° F

PART #	DESCRIPTION
1218	YG4000S
1747	CERAMIC KIT

BEST VALUE
COMP-GUN

Compensating Guns are the easiest pull guns in the industry. However, if you are using an Allison Quantum-Z Unloader ALL GUNS become even easier than the Comp Guns.

HI-TECH COMP GUN



Easy Pull
COMPENSATING
GUN

GPM : 1.0-10
PSI: 500-5000
TEMP: 320° F

PART #	DESCRIPTION
1230	HI-TECH COMP
1230C	Chlorine Version
1749	COMPLETE KIT

RL-51 GUN



Easy Pull
COMPENSATING
GUN

GPM : 1.0-13
PSI: 500-4100
TEMP: 320° F

PART #	DESCRIPTION
1204	HI-TECH 4100
1204C	Chlorine Version
1205	COMPLETE KIT

RL-56 GUN



Easy Pull
COMPENSATING
GUN

GPM : 1.0-8.0
PSI: 500-5700
TEMP: 320° F

PART #	DESCRIPTION
1206	HI-TECH 4100
1206C	Chlorine Version
1207	COMPLETE KIT

FRONT ENTRY GUN



GPM : 1.0-8
PSI: 3000
TEMP: 300° F

PART #	DESCRIPTION
1203	FRONT ENTRY GUN \$15.69

TRIGGERLESS GUN



GPM : 1.0-8.0
PSI: 500-4100
TEMP: 300° F

PART #	DESCRIPTION
1223	TRIGGERLESS GUN

GUN HOSE WHIPS

The purpose of the Hose Whip is to extend the life of the quick connects & eliminate leaking. When you are pulling the hose using the gun and lance for leverage you are putting the quick connect in a "metal to metal" bind. When the whip is in place the quick connect coupler and plug will always be pulling in-line with the hose.



PART #	DESCRIPTION
1202	1' 4,000 PSI WHIP Only
1568	1' WHIP w/Swivel & "QC"
1172	2' 4,000 PSI WHIP Only
4103	2' WHIP w/Swivel & "QC"

PREMIUM IRIDE GUN



Easy Poll
Relax Grip
Design

Permissible
Ratings:
GPM: 8
PSI: 4700 PSI
TEMP: 300°

PART #	DESCRIPTION
1225	IRIDE PRO GUN
1225C	Chlorine Version
1749	CERAMIC KIT

HI-TECH 5500 GUN

5500 PSI

GREAT
PRESSURE
RANGE

FOR
MEDIUM
TO LARGE
HANDS



HANDLES
HIGHER
VOLUMES

PART #	DESCRIPTION
HT5500	HI-TECH GUN
HT5500C	CHLORINE VERSION
1744	REBUILD KIT

NEW
2012

Easy Poll
Relax Grip
Design

GPM RANGE: 1.0-13.0
PSI RANGE: 500-5500
TEMP RATING: 300° F

Easy Poll
Relax Grip
Design

YGA-5000 GUN

5000 PSI

FOR
MEDIUM
TO LARGE
HANDS



#1 SELLER
IN 2011

GPM RANGE: 1.0-12.0
PSI RANGE: 500-5000
TEMP RATING: 300° F

PART #	DESCRIPTION
YGA5000	INDUSTRIAL SERIES
YGA5000C	CHLORINE VERSION

Arrow Line AL-35

SAFETY
YELLOW



GPM: 1.0-8.0
PSI: 500-5000
TEMP: 300° F

PART #	DESCRIPTION
1695	ARROW LINE AL-35
1695C	Chlorine Version
1744	CERAMIC KIT
4404	COMPLETE KIT

YG-5000



GPM: 1.0-11.0
PSI: 500-4500
TEMP: 300° F

PART #	DESCRIPTION
1220	YG5000
1221	CHLORINE VERSION
1747	KIT



HI-TECH 501 GUN

4500 PSI

FOR SMALL
TO MEDIUM
HANDS

GPM RANGE: 1.0-8.0
PSI RANGE: 500-4500
TEMP RATING: 300° F

PART #	DESCRIPTION
1209	HI-TECH 501 GUN
1209C	CHLORINE VERSION
1749	CERAMIC KIT - BALL



Easy Access
Repair Kit Panel



sfpTM

Look for this trademark

The 'black magic' of...

SUPERFLO POLYMERTM

We recently had a sales rep join our company who had been in the chemical and pump business since the late 1980's. One day he told us that after talking to our customers over a 3 month span that he was shocked to hear just how much our customers liked our detergents. His exact words were "in almost 3 months of talking to your chemical customers all I have heard is how great EnviroSpec products are. No-one - absolutely no-one has ever had anything but great things to say about our detergents."

This is the way it has always been. When EnviroSpec puts on a chemical customer they are a chemical customer for life. Why? Because of SuperFlo PolymerTM!

WHAT IS SUPERFLO POLYMERTM

...and why has it made EnviroSpec chemicals the most asked for detergents in the professional cleaning/mobile wash industry?

Years ago John Allison, the owner of EnviroSpec, was a contractor just like you. And - just like you - he tried everyone's 'claim to fame' detergents until he realized that everything that he purchased was thought up and compounded by someone who had never had to clean anything for profit. It was after many very expensive 55 gallon drums of watered down detergents when John finally realized that if he was ever going to make it in such a demanding industry he needed to learn how to make his own detergents.

John set up a small lab at his business and over the next few years his 'chem lab for a dummy' flourished. Almost every day John would head out to a job site with yet another concoction that he had dreamed up the night before. He would take his new formula out and if it showed any signs of success he would keep 'tweaking' it until it was either a great success or a horrible failure. John says the failures ran about 99 to 1 over the successes.

Over the next few years John learned what to use and what not to use to clean the delicate surfaces of stone and brick, the hard surfaces of commercial vehicles, the impossible to clean restaurant exhaust hoods, aluminum and vinyl sided houses, pools, patios, roofs, concrete, cement mixers, etc. and he learned all this with out 'blowing himself up' in the process. Although there were several close calls along the way.

Now John Allison had developed an incredible arsenal of cleaners by 1984 and yet the SuperFlo PolymerTM product was not even on the horizon at that time. Here is how the SuperFlo PolymerTM product came about and how it has affected the professional detergent market since.

John had an account that had several terminals scattered throughout New England, New York and New Jersey. When one of his vehicles left to service these accounts it would be 2-3 weeks before it would return so it had to leave with enough chemical to complete the schedule. Oftentimes that meant carrying up to 15 drums of soap. Most of the time the vehicle also carried 500 gallons of water and that coupled with the weight of the soap resulted in some very expensive fines as the truck would pass through the weigh stations along the way from job site to job site.

There had to be a way to be able to put enough powder in solution where 1 drum of detergent (even if it were a 'sludge') would equal 3 drums of a super concentrate that could be further diluted through a down-stream injector. In detergent chemistry the 'rule of thumb' has always been that at best you could only mix one pound of powder to 1 gallon of water without 'fall-out' or separation occurring. And here John is trying to defy all the laws of chemical compounding by attempting to do something that, to his knowledge, has never been accomplished before - mixing 3 pounds of powder into one gallon of water and having it hold in solution.

John contacted a chemist friend who had suggested that maybe he should look outside the realm of the detergent chemistry industry and try to find something or a combination of something's that could 'couple or tie-up' the solids and keep them in a solution. His friend told him to hang in and keep trying because every once in a while the 'stars will align' and what is known in the chemical formulary industry as 'black magic' will occur. He did and it did! And one day - out of nowhere - the blends came together and when they did John had a product that could be added to detergents that would couple as much as - not 3 pounds per gallon but up to 4 pounds per gallon.

THE ADDED BONUS...

...was - the longer you wash a surface with a product containing what was named SuperFlo PolymerTM the shinier it got. The lustre on surfaces that were once 'burned' and 'dulled' by contractors using caustic cleaners are now being rejuvenated.

new from...

EnviroSpec

...the people who have brought more great products & ideas to the Mobile Wash Industry than all other companies combined now brings you the...

'QUANTUM-Z' UNLOADER

The unloader that replaces **EVERY** unloader in the industry!

It passed the pinky test!



Why a Quantum-Z?

Every time you pull & release the trigger using a trapped pressure unloader you are 'hammering' away & reducing the life of virtually every component on the pressure washer. Trigger guns, hoses, pumps, engines, motors, quick connects all take a 'beating' with trapped pressure unloaders.

so...

if-u-use...

FLOW UNLOADERS

that you are constantly replacing or adjusting...

or if-u-use...

TRAP PRESSURE UNLOADERS

that knock your teeth out every time you pull the trigger...

...you can now 'trash' them all!



HOW SWEET YOU ASK?

This is the only unloader in the industry that has passed our 'pinky' test.

THAT'S RIGHT!

Using any trigger gun in the industry a two year old can pull the trigger with their little pinky!

The 'Quantum-Z' has **ALL** of the **GREATEST FEATURES** of every unloader you have ever liked and **NONE** of the problems of any unloader that you have ever used!

'Zero' pressure resulting in a 'limp' hose while in by-pass!

Unlike the K-7's & 5's one unloader fits any system within the unloaders advertised Pressure & GPM range.

Another great feature is... you will never have to purchase an 'easy-pull' trigger gun again!

1-800-346-4876

AU1145 - up to 11 GPM & 4,000 PSI
Direct Replacement for all flow & pressure unloaders

AU2145 - up to 21 GPM & 4,000 PSI
Direct Replacement for all flow & pressure unloaders
...including the YU2140

The new 'Quantum-Z' is just one more reason why more Mobile Washers call EnviroSpec!

EVERYTHING LAST LONGER WITH A 'QUANTUM-Z'

CUSTOM K7 Unloader

Flow Actuated


GPM: 2.1-10.8
PSI: 3,500 PSI
TEMP: 165° F



YU-2140 UNLOADER & YU-2140 DUAL GUN VERSION

GPM: 21 **PSI:** 4,500 PSI **TEMP:** 200°

- 1101 SINGLE GUN SYSTEMS
- 1101-DG TWO GUN SYSTEMS
- 1102 ADJUSTABLE KNOB
- 1103 Repair Kit



If you are buying K-7's from anyone else they will probably 'surge' in by-pass!

PART #	DESCRIPTION
1089	2.1-2.9 GPM - K7.0 (with Anti-Surge By-pass Port)
1090	2.9-4.2 GPM - K7.1 (with Anti-Surge By-pass Port)
1091	4.2-6.6 GPM - K7.2 (with Anti-Surge By-pass Port)
1092	6.6-10.8 GPM - K7.3 (with Anti-Surge By-pass Port)
1789	REPAIR KIT - FITS ALL

K10 Unloader

GPM: 10.8
PSI: 3,600 PSI
TEMP: 165° F

One Size Fits All!



PART #	DESCRIPTION
1096	UNLOADER, K-10 FLOW ACTUATED
1095	REPAIR KIT FOR K-10

VB-10 Unloader SUPER SOFT TOUCH

GPM: 8
PSI: 4,000 PSI
TEMP: 195° F

Feels like a **FLOW ACTUATED**
...but easy to adjust like a
PRESSURE ACTUATED!



PART #	DESCRIPTION
1108	UNLOADER, PA10
1109	REPAIR KIT FOR VB-10


K5 Unloader

Flow Actuated

PART # DESCRIPTION

1085	2.1-2.9 GPM - K5.0
1086	2.9-4.2 GPM - K5.1
1087	4.2-6.6 GPM - K5.2
1088	6.6-10.8 GPM - K5.3
1785	REPAIR KIT - FITS ALL

GPM: 2.1-10.8
PSI: 3,000 PSI
TEMP: 165° F



K9 Unloader

GPM: 13.2
PSI: 5,800 PSI
TEMP: 195° F

FLOW ACTUATED

PART #	DESCRIPTION
1093	UNLOADER, K-9
1094	REPAIR KIT FOR K-9

YA-831 Unloader

2012 YU831 Replacement

GPM: 8.0
PSI: 4,500 PSI
TEMP: 195° F



Multi-Port By-Pass Ports

PART #	DESCRIPTION
1104	UNLOADER, YA831 Black Spring
1098	REPAIR KIT

Pulsar Unloader

GPM: 8
PSI: 4,000 PSI
TEMP: 195° F



PART #	DESCRIPTION
1099	UNLOADER, PULSAR
1098	REPAIR KIT

A-607 Series

GPM: 8.0
PSI: 4,500 PSI
TEMP: 190° F

This has been our
#1 SELLING
Pressure Actuated
Unloader
for the past
12 years running.



PART #	DESCRIPTION
1114	AL-607X UNLOADER
1113	REPAIR KIT

Hi-Tech "MV" Unloader

GPM: 8
PSI: 2,000-3,600 PSI
TEMP: 200° F



PART #
1120

SD-5000 Unloader

Set it & forget it!
GPM: 10
PSI: 5100
TEMP: 190° F



Back by Popular Demand!
The SD-5000 is one of the most popular unloaders in the industry.

It comes standard with an adjustment knob. The picture shown is without that knob so you can see just how difficult it will be for your employees to 'play-around' with the pressure.

PART #
VR35

VB350 Unloader

GPM: 10.5
PSI: 5,650 PSI
TEMP: 195° F



PART #	DESCRIPTION
2032	UNLOADER, VB350
2033	REPAIR KIT, VB350

Control Set Unloader

GPM: 8.0
PSI: 3,650 PSI
TEMP: 195° F



FITS
GENERAL
47 Series
EZ Series
TX Series

PART #	DESCRIPTION
1110	BOLT ON FOR GENERAL, NO INJECTOR
1112	BOLT ON FOR GENERAL WITH INJECTOR
1111	REPAIR KIT FOR EITHER

Unloader Mounting Block

- Takes the load off of the pump head
- Solid brass
- Rated to 5,000 PSI



PART #	DESCRIPTION
1081	3/8" X 3/8"
1082	3/8" X 1/2"
1083	1/2" X 1/2"

A-R BOLT-ON

- Mini for 'XT' & 'XM' Pumps
2-5 GPM to 2600 PSI
- Gymatic for 'XM' & 'RK' Pumps
3-5.5 GPM to 3650 PSI
- Gymatic '3072' 'XM' & 'RK' Pumps
5 GPM to 4000 PSI

PART #	DESCRIPTION
2403	Mini without injector
2712	Gymatic with fixed injector
2301	Gymatic with adjustable injector
3072	Gymatic without injector



PREMIUM UNLOADER BY-PASS HOSE

This is the **ONLY HOSE** that you should be using to by-pass water either back to the tank (open loop) or back to the inlet side of the pump (closed loop.)



PART #	DESCRIPTION /
3399	3/8" ID, 800 PSI, PER FOOT
3400	1/2" ID, 800 PSI, PER FOOT

In-Line Swivels

- Swivels at max pressure
- 5,000 PSI rated - Adams
- 4,000 PSI rated - NorthStar

ALLISON INDUSTRIAL BRAND

- 1543 IN-LINE SWIVEL, 1/4" BRASS
- 1544 IN-LINE SWIVEL, 3/8", BRASS
- 1545 IN-LINE SWIVEL, STAINLESS, 1/4"
- 1546 IN-LINE SWIVEL, STAINLESS, 3/8"

J. E. ADAMS BRAND

- 1127 IN-LINE SWIVEL, 1/4" BRASS
- 1351 IN-LINE SWIVEL, STAINLESS, 1/4"
- 1433 IN-LINE SWIVEL, STAINLESS, 3/8"




Gun to Lance & Hose to Gun Swivels

- Swivels at Max Pressure
- 4,100 PSI Acceptable
- 10.5 GPM
- 250° F

PART # DESCRIPTION

- 1144 SWIVEL, IN-LINE, 1/4" F X 1/4" M - Mosmatic
- 1145 SWIVEL, IN-LINE, 1/4" F X 3/8" M - Mosmatic
- 1146 SWIVEL, IN-LINE, 3/8" F X 3/8" M - Mosmatic
- 5114 SWIVEL, IN-LINE, 1/4" F X 1/4" M - M-T-M
- 5138 SWIVEL, IN-LINE, 3/8" F X 3/8" M - M-T-M

Twist Fast "Quick Connects"



PART # DESCRIPTION

- 1937 TWIST FAST COUPLER, 1/4" FPT
- 1940 TWIST FAST COUPLER, 1/4" MPT
- 1943 TWIST FAST COUPLER, 3/8" FPT
- 1946 TWIST FAST COUPLER, 3/8" MPT
- 1925 TWIST FAST PLUG, 1/4" FPT
- 1928 TWIST FAST PLUG, 1/4" MPT
- 1931 TWIST FAST PLUG, 3/8" FPT
- 1934 TWIST FAST PLUG, 3/8" MPT

'O' Ring Pick

For removing o'rings from
Check Valves & Quick Connects



- | PART # | DESCRIPTION |
|--------|---------------|
| 1600 | 'O' RING PICK |

Ceramic Balls

Aluma-Oxide

- Replacement balls for highly corrosive environments
- Use with Chemical Injectors and Guns



PART # DESCRIPTION

- 1746 CERAMIC BALL, ALUM OXIDE, 1/4"
- 1747 CERAMIC BALL, ALUM OXIDE, 5/16"
- 1744 CERAMIC BALL, ALUM OXIDE, 11/32"
- 1745 CERAMIC BALL, ALUM OXIDE, 13/32"
- 1749 CERAMIC BALL, ALUM OXIDE, 9/32"

Hi-Heat "Couplers"

To hot to handle?
These couplers make it easier to disconnect hoses & accessories without burning your fingers.



PART # DESCRIPTION

- 1818 EASY GRIP COUPLER, 1/4" MPT
- 1817 EASY GRIP COUPLER, 1/4" FPT
- 1820 EASY GRIP COUPLER, 3/8" MPT
- 1819 EASY GRIP COUPLER, 3/8" FPT

'Push & Snap' Quick Coupler

The Most Incredible Quick Couplers YOU WILL EVER SEE!



This shows the coupler in the 'staged' open position. It remains this way until you push in the plug. When you do the coupler automatically 'snaps' closed.

Here you see just how easy it is to attach a 'quick connect' plug.

Simply insert the plug & push!
When you want the plug to release you will pull down on the collar and the plug will automatically release itself and 'snap' out of the coupler.

- | PART # | DESCRIPTION |
|--------|-------------|
| 1901 | 1/4" FPT |
| 1902 | 3/8" FPT |



**HARDENED
BALL
BEARINGS!
EPDM O'RINGS
STANDARD!**


'USA' - BRECO - 'USA' COUPLINGS & PLUGS ARE BACK!



PART #	BRECO COUPLINGS
BC4F	1/4" FPT In, 1/4" Out
BC4M	1/4" MPT In, 1/4" Out
BC8F	3/8" FPT In, 3/8" Out
BC8M	3/8" MPT In, 3/8" Out

PART #	BRECO PLUGS
BP4F	1/4" FPT In, 1/4" Out
BP4M	1/4" MPT In, 1/4" Out
BP8F	3/8" FPT In, 3/8" Out
BP8M	3/8" MPT In, 3/8" Out

1/2" SERIES



NEW

PART #	COUPLER
QS2FB	1/2" FPT In, 1/2" Out
QS2MB	1/2" MPT In, 1/2" Out
PART #	PLUG
QP2FB	1/2" FPT In, 1/2" Out
QP2MB	1/2" MPT In, 1/2" Out

Premium Brass Coupler

Brass Coupler
with 'Safety Loc System'



Shown: Brass Female
Pipe Thread (FPT)

PART #	DESCRIPTION
QS4FB	1/4" FPT In, 1/4" Out
QS4MB	1/4" MPT In, 1/4" Out
QS8FB	3/8" FPT In, 3/8" Out
QS8MB	3/8" MPT In, 3/8" Out

Premium Plated Steel Plugs

"Super Hard"
Plated Steel Plug



Shown: Female
Pipe Thread (FPT)

PART #	DESCRIPTION
QP4FB	1/4" FPT In, 1/4" Out
QP4MB	1/4" MPT In, 1/4" Out
QP8FB	3/8" FPT In, 3/8" Out
QP8MB	3/8" MPT In, 3/8" Out

Premium Stainless Coupler

Stainless Coupler
with 'Safety Loc System'



Shown: Stainless Steel Male
Pipe Thread (MPT)

PART #	DESCRIPTION
QS4FS	1/4" FPT In, 1/4" Out
QS4MS	1/4" MPT In, 1/4" Out
QS8FS	3/8" FPT In, 3/8" Out
QS8MS	3/8" MPT In, 3/8" Out

Premium Stainless Plugs

"Super Hard"
Stainless Plug



Shown: Stainless Male Pipe Thread (MPT)

PART #	DESCRIPTION
QP4FS	1/4" FPT In, 1/4" Out
QP4MS	1/4" MPT In, 1/4" Out
QP8FS	3/8" FPT In, 3/8" Out
QP8MS	3/8" MPT In, 3/8" Out

11,000 PSI O'RINGS



These Premium O'rings have been recommended
as the best for the three major issues of the
PROFESSIONAL CONTRACTOR:

PRESSURE + HEAT + CHEMICAL

○ ULTRA HIGH PSI ○ ULTRA HIGH HEAT

PART #	DESCRIPTION
'EXTREME' DUTY CYCLE O'RINGS	
QOR4X	1/4", 11,000 PSI, 500°, 20 EACH
QOR8X	3/8", 11,000 PSI, 500°, 20 EACH

Standard Replacement 'O' Rings

PART #	DESCRIPTION
EPDM 'O' RINGS - Chemical Resistance: Moderate	
QOR4E	1/4", 300°, BLACK, 50 EACH
QOR8E	3/8", 300°, BLACK, 50 EACH
VITON 'O' RINGS - Chemical Resistance: Severe	
QOR4V	1/4", 350°, BROWN, 50 EACH
QOR8V	3/8", 350°, BROWN, 50 EACH



Severe Duty Premium 'O' Rings

4,000 PSI + Chemical Resistance = SEVERE

These Premium 'O'rings have been recommended for the
three major issues of the **PROFESSIONAL CONTRACTOR:**
PRESSURE + HEAT + CHEMICAL

When you combine all 3 environments the only O'ring that
holds up better are the 11,000 PSI Series.

PART #	DESCRIPTION
1960	1/4" SEVERE DUTY 'O' RINGS - 50 EACH
1961	3/8" SEVERE DUTY 'O' RINGS - 50 EACH

Allison "Super Suds Sucker" **Up to 33+ % DRAW**

The Original "Super Suds Sucker" is back!

For those of you too new or young to remember...
...a few years back we designed a chemical injector that would just about suck the bottom out of the pail. Not only that - we were able to put as much as 500' of hose on the machine and still suck as much chemical as most injectors equipped with only 50' of hose.

Here are the two primary advantages of owning a **Super Suds Sucker** and when you think about it - what else is there?

Longevity - This could be the last injector you will ever buy. Most of the ones we built 10 years ago are still 'sucking' strong.

Product to Surface - When we first came out with this product we told people then that "if you can't get the product to the surface you may as well stay at home" - the same holds true today. With a **Super Suds Sucker** you will definitely get the product to the surface.



For over 20 years...

John Allison operated a Mobile Wash company. During this time he recognized that all chemical injectors had one thing in common. None of them could get enough chemical on the surface. Since that time Mr. Allison has designed some of the finest injectors in the industry under the "**Super Suds Sucker**" logo. However, in the past the manufacturing cost was so high that it made it difficult to bring them to market.

But now you can experience the precision of these high induction injectors at a much more affordable price!

PART #	DESCRIPTION
1964	ALLISON SUPER SUDS SUCKER
1439	REPAIR KIT
2108	Replacement Noz #1
2109	Replacement Noz #2
2110	Replacement Noz #3
2111	Replacement Noz #4

Super Suds Sucker comes with additional nozzles that will handle from 2 to 10 GPM.
Complete with...
quick connects, chemical line & chemical filter.
READY TO GO!

What do most people say when they first try it?
NOW THIS SUCKS!
TRY A **Super Suds Sucker** TODAY!

Economy Bleach Injectors

This injector is a low cost alternative to 20% draw injectors that was specifically designed for bleach users.

- Ceramic Ball
- Stainless Spring



PART #	DESCRIPTION
1511	3-5 GPM
1512	5-8 GPM

Allison "Suds Sucker"


THE BEST "DRAW RATES" IN THE INDUSTRY DESIGNED BY: **ALLISON**

These unique features guarantee you Allison Injectors are the best in the industry!

- Up to 20% draw rate
- Machined Brass
- Ceramic Ball for harsh chemicals & chlorine
- 316 Stainless Nozzle
- Rated to 5,000 PSI
- Viton® O'ring

22% DRAW RATE

The Industry's #1 Seller!



PART #	DESCRIPTION
1446	ADJUSTABLE WITH CERAMIC BALL, 2-5 GPM
1448	ADJUSTABLE WITH CERAMIC BALL, 5-8 GPM
1441	NON-ADJUSTABLE WITH CERAMIC BALL, 2-5 GPM
1443	NON-ADJUSTABLE WITH CERAMIC BALL, 5-8 GPM

Chem Line & Filter

Comes with our best Stainless & Brass Chemical Filter ...and 5' of Chemical Line



PART #	DESCRIPTION
1154	CHEMICAL FILTER AND LINE

Check Valve

- 1/4" Mx F with a cracking pressure of 1/3 PSI



PART #	DESCRIPTION
4510	CHECK VALVE

Allison "Suds Sucker" Double Gulp Injectors

As the old saying goes...

**27+%
DRAW**



Adjustable

...if you can't get enough product on the surface you may as well stay at home.

What makes this injector different from the others?

- Solid machined brass
- Ceramic Ball Standard
- Viton O'ring Standard
- Hardened Stainless Nozzle

SHOWN WITH
OPTIONAL
QUICK
CONNECTS

You'll get much more chem draw with both lines in the same solution.

**27+%
DRAW**




Non-Adjustable

PART #	DESCRIPTION /
NON-ADJUSTABLE	
1737	DUAL PORT, ALLISON, 2-5 GPM
1739	DUAL PORT, ALLISON, 5-8 GPM
ADJUSTABLE	
1736	DUAL PORT, ALLISON, 2-5 GPM
1738	DUAL PORT, ALLISON, 5-8 GPM
1740	REPAIR KIT FITS ALL

Ready-to-Go "Suds Sucker"

Complete with Stainless Quick Connects, 10' of Chemical Line, Our Best Stainless & Brass Chemical Filter.



**UP TO
22+%
DRAW**

PART #	DESCRIPTION
NON-ADJUSTABLE	
1442	NON-ADJ. READY TO GO, 2-5 GPM
1444	NON-ADJ. READY TO GO, 5-8 GPM
ADJUSTABLE	
1447	ADJ. READY TO GO, 2-5 GPM
1449	ADJ. READY TO GO, 5-8 GPM
1439	REPAIR KIT FITS ALL

Allison All Stainless Injectors

**20+%
DRAW**



Adjustable



Non-Adjustable

PART #	DESCRIPTION
NON-ADJUSTABLE	
1140	NON-ADJUSTABLE, 2-5 GPM
1141	NON-ADJUSTABLE, 5-8 GPM
ADJUSTABLE	
1142	ADJUSTABLE, 2-5 GPM
1143	ADJUSTABLE, 5-8 GPM
1439	REPAIR KIT FITS ALL

Robo Chem Injector

- Stainless orifice
- Stainless check valve



PART #	DESCRIPTION
1135	2.2-4.0 GPM, ROBO CHEM
1136	4.0-5.6 GPM, ROBO CHEM
1137	5.6-10.9 GPM, ROBO CHEM
1138	REPAIR KIT FITS ALL

Premium Chemical Filter **By Far The Best!**

- Solid Stainless and Brass construction
- Larger than others - allows more chemical flow
- Removable, internal "check" prevents chems from back flowing.



PART #	DESCRIPTION
1153	CHEMICAL STRAINER, PREMIUM

Plastic Chemical Filter

- Weight holds filter on the bottom
- Use with 1/4" or 3/8" chemical tubing
- Corrosion resistant plastic



PART #	DESCRIPTION
1150	STRAINER W/CHECK
1151	STRAINER W/O CHECK

Poly & Stainless Filters

- 1/4" hose barb
- Stainless check ball



PART #	DESCRIPTION
1152	FILTER W/O CHECK - Red Poly
1149	FILTER, ALL STAINLESS



"Sludge Sucker"

- Place the black foot into the flooded area. Connect the pressure washer hose to the foot. Stretch out the blue discharge hose and pull the trigger on the pressure washer and watch the flooded area disappear.



PART #	DESCRIPTION
1348	

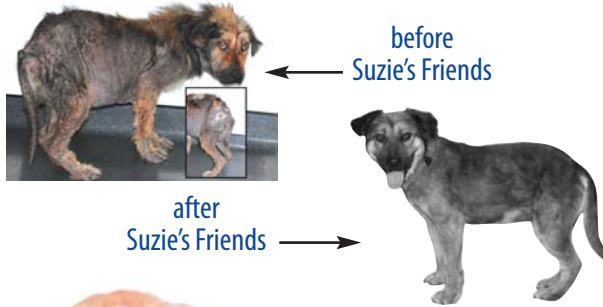
John & Shelley Allison have spent most of the last 20 years caring for orphaned animals. Here are just a few of the many, many thousands they have saved that have inspired them to keep doing what they do. They will be the first to tell you that it is because of you - our customer - who makes this all possible.



Meet 'Teddy Bear'

All life has value and all life deserves a chance. Here is a great example of our chance...

Meet 'Chance'



Meet 'Gulliver'



Meet 'Happy'



Meet 'Rufus'

You have helped us to save thousands of animals. However, for these - help came to late. Their lives were cut short. I am sorry you didn't get to know them. They were very special.

Please Spay/Neuter your pet.



Meet 'Spirit'

ALLISON IRON HORSE CHEMICAL INDUCTION SYSTEM

The biggest complaints with injectors are...

1. With more than 125' of hose they won't draw chemical!
2. Although it is a 20% injector it doesn't draw enough chemical!
3. I wish I didn't have to use a 'pump-up' to apply bleach!

NOW YOUR HEADACHES ARE BEHIND YOU!

Includes the Allison Super Suds Sucker Injector

12 VOLT, HIGH VOLUME

COMES COMPLETE WITH:

- 'Super Suds Sucker' Injector
- 4 interchangeable injector nozzles

that will allow you to use this system on any pressure washer from 2 GPM thru 10 GPM.



The following test was based on using an injector that draws 20% mounted on a 5.6 GPM pump.

1. With 100' of hose - INJECTOR ONLY
63 oz. of chem per min.
2. With 100' of hose & WITH OUR CHEM INDUCTION
204 OZ. OF CHEM PER MIN.

NOW CHECK THIS OUT!

3. With 500' of hose & a Competitors 20% Injector
0 oz. of chem per min.
4. With 500' of hose & WITH CHEM INDUCTION
204 OZ. OF CHEM PER MIN.

This means that regardless of which problem you are having you will still induct almost 2 gallons of chemical per minute into the system. Never again will you have to apply the product 2 or 3 times to get the job done. Now you'll be on your way after the first pass. Roof Cleaners using bleach really love this system.

PART #	DESCRIPTION
1595	CHEMICAL INDUCTION SYSTEM, 12V
1671	REPLACEMENT INDUCTION PUMP
2351	REPLACEMENT DIAPHRAGM ASSEMBLY
2352	PRESSURE SWITCH
1596	100' HOSE, LANCE & GUN ASSEMBLY

SEE OUR FREE SHIPPING PROGRAM & FOR TECHNICAL HELP CALL 1-800-346-4876

EnviroSpec's ALLISON FOAM TURBINE



#7500
Lance End Foam Turbine with removable fan nozzle and Dual Port Chem Inductor.



The New Allison Foam Turbine develops aerated wet foam. The system starts with the Allison '2-in-1' Dual Port Injection System and includes our 1/2" stainless steel Foam Turbine that is equipped with a detachable angle spray nozzle that once removed will provide you with a 0° nozzle that reaches up to 30' up.

This Foam Turbine / Dual Port Chem Inductor gives the operator many options some of which include:

1. Stand alone chemical injection that will draw chemical at a rate up to 22% from either of the two adjustable mixing knobs.
2. Attach one of the mixing knobs to detergent and the other to another product such as bleach, wax, etc. That typically will not hold up when mixed directly into a detergent solution. This way you are mixing as they enter the water stream where they will not have an opportunity to separate.
3. Attach the Allison Foam Turbine to the end of the wand, close off one of the adjustable mixing knobs to produce the industry's best pure wet foam.
4. Attach the Allison Foam Turbine to the end of the wand and place the chem line from one of the mixing knobs into your favorite foaming detergent and adjust the other mixing knob to allow a small amount of air to be pulled into the line. By doing so you will be able to adjust the foam consistency.
5. When using this Allison Dual Port Induction System consider the second port as a 'spare' injector. If one side quits drawing simply close that side down and attach the chemical pick-up line to the other side of the injector.
6. In comparing this system to typical lance end nozzles such as the X-Jet which is designed to throw chemical up to 3-stories just remember the Allison Foam Turbine System is throwing foam rather than diluted chemical and it is doing so without having a second chem line attached to the end of the lance that you have to drag along.
7. Without the detachable nozzle the Foam Turbine will throw foam as high as 30'.

Over the years Allison has produced Injectors that have become the 'gold standard' throughout the professional marketplace. We have been able to get more product to the surface than anyone and now we can make it 'cling.'

**FOAM
AND MORE
FOAM**

**Are you tired of
'dragging' around
200' of chem-line with
your X-Jet nozzle?
If you are
this is the answer!**

Roof & Ice Walkers

High quality, easy to put over boots. These walkers provide fantastic traction. Don't risk a fall, keep these on your truck for use in slippery conditions.



Unique 360° spike pattern provides more push off and lateral grip. The replaceable Ice Diamond™ carbide spikes are integrated into the new open/close split rubber tread for ultimate traction.

PART #	SIZE
1683	4-7 SHOE
1684	7-10 SHOE
1685	10-14 SHOE

High Pressure Foam Cannon

- Hooks to gun outlet
- Throws thick foam for deep cleaning
- Works on systems up to 6.6 GPM
- Rated to 3,000 PSI
- Order with or without bottle



PART #	DESCRIPTION
1273	CANNON W/ TANK
1273-N	CANNON No TANK



Safety Relief Valve


- Fully adjustable
- Rated up to 6,000 PSI
- Handles up to 12 GPM
- Rated to 195°F



PART #	DESCRIPTION
1123	RELIEF VALVE, 3/8" MPT
0534	PREMIUM RELIEF VALVE, 3/8" MPT
1126	RELIEF VALVE, 3/8 W/BARB

Easy Start Valve

- Installs on the high pressure (outlet) side of the pump and relieves the "back-pressure" during start-up.



PART #	DESCRIPTION
1124	EZ START VALVE

Pump Thermal Protector

- Installs on the inlet side of the pump
- When by-pass water reaches 145° the valve opens to allow heated water to escape to atmosphere.



PART #	DESCRIPTION
1076	1/2" END DISCHARGE
5575	3/8" END DISCHARGE
1062	3/8" SIDE DISCHARGE

Exhaust Hood Swivels, Non-Adjustable

**MOSMATIC
HOT WATER SWIVELS**

- Fixed nozzle positioning ideally suited to be dropped down the exhaust hood.

To order the correct nozzles take the nozzle that you are presently using and divide it by the number of nozzles required by the Exhaust Hood Swivel you are ordering. For example: If you typically use a #6 nozzle such as a #1506 and you are buying a 3-Nozzle Swivel you will order 3 each #2 nozzles such as a #1502.



These swivels require
1/8" MEG Nozzles
Sold Separately

PART #	DESCRIPTION
2-NOZZLE HIGH SPEED	
1519	FIXED, 3", 2 NOZZLE
1520	FIXED, 6", 2 NOZZLES
1521	FIXED, 12", 2 NOZZLE
1522	FIXED, 16", 2 NOZZLE
1523	FIXED, 20", 2 NOZZLE
1524	FIXED, 24", 2 NOZZLE
3-NOZZLE HIGH SPEED	
1531	FIXED, 3", 3 NOZZLE
1532	FIXED, 6", 3 NOZZLE
1533	FIXED, 12", 3 NOZZLE
1534	FIXED, 16", 3 NOZZLE
1535	FIXED, 20", 3 NOZZLE
1536	FIXED, 24", 3 NOZZLE

Exhaust Hood Swivels, Adjustable

**MOSMATIC
HOT WATER SWIVELS**

- Adjustable nozzle positioning to allow the swivel to pull itself.

To order the correct nozzles take the nozzle that you are presently using and divide it by the number of nozzles required by the Exhaust Hood Swivel you are ordering. For example: If you typically use a #6 nozzle such as a #1506 and you are buying a 3-Nozzle Swivel you will order 3 each #2 nozzles such as a #1502.



These swivels require
1/8" MEG Nozzles
Sold Separately

PART #	DESCRIPTION
2-NOZZLE HIGH SPEED	
1525	ADJUSTABLE, 3", 2 NOZZLE
1526	ADJUSTABLE, 6", 2 NOZZLE
1527	ADJUSTABLE, 12", 2 NOZZLE
1528	ADJUSTABLE, 16", 2 NOZZLE
1529	ADJUSTABLE, 20", 2 NOZZLE
1530	ADJUSTABLE, 24", 2 NOZZLE
3-NOZZLE HIGH SPEED	
1537	ADJUSTABLE, 3" 3 NOZZLE
1538	ADJUSTABLE, 6" 3 NOZZLE
1539	ADJUSTABLE, 12" 3 NOZZLE
1540	ADJUSTABLE, 16" 3 NOZZLE
1541	ADJUSTABLE, 20" 3 NOZZLE
1542	ADJUSTABLE, 24" 3 NOZZLE


HOW MANY TIMES HAVE YOU BEEN 'EATEN ALIVE' BY CAUSTIC CLEANERS?



WE MANUFACTURE HOOD PRO
It is the industry's only non-caustic
EXHAUST HOOD CLEANER

Industrial Valves

- Rated to 3,000 PSI



PART #	DESCRIPTION
1303	3/8" Fx F
1669	3/8" Fx F
1670	1/2" Fx F



- Full flow ports
- All FPT x FPT

High Pressure Ball Valve to 7,500 psi

PART # DESCRIPTION

1304	BALL VALVE, 1/4", 7,500 PSI
1305	BALL VALVE, 3/8", 7,500 PSI
1306	BALL VALVE, 1/2", 5,000 PSI
1467	3 WAY BALL VALVE, 5000 PSI, 1/4"
1468	3 WAY BALL VALVE, 5000 PSI, 3/8"
1469	3 WAY BALL VALVE, 5000 PSI, 1/2"

- Rugged carbon steel construction
- Blow-out proof stem
- Delrin® ball seats
- Buna-N® o'rings



CHEMICAL METERING VALVE

- Stainless & Brass
- Rated to 4,000 PSI
- Viton gland seals
- Panel mountable
- Heavy duty brass bar stock

PART #
2447



3-Way Ball Valve

- For setting up dual chemical feeds
- Solid brass construction
- Arrow-on indicator
- All you need is 3 hose barbs and you are in the dual chemical business

PART #	DESCRIPTION
1308	3-WAY BALL VALVE, 1/4"

Thanks to you we just delivered another check for \$10,000.00 to the Shriners



Throttling Ball Valve

- Solid brass construction
- MPT x 1/4" hose barb
- Can be used in conjunction with our 3-way valve to quickly meter chemicals by simply "throttling" the valve



PART #	DESCRIPTION
1307	1/4" Barb x 1/4" MPT

Mini Ball Valve

- Designed for tight places
- 1 3/4" long
- Compact knob
- Rated to 220 PSI



PART #	DESCRIPTION
1461	1/8" Fx F
1462	1/4" Fx F
1464	3/8" Fx F
1465	1/2" Fx F

Ball Valve

6,000 PSI 316 STAINLESS



PART #	DESCRIPTION
1666	1/4" FPT X FPT
1667	3/8" FPT X FPT
1668	1/2" FPT X FPT

3-Way Valve 1/2" Tank/Faucet Diverter

- For use in situations where the operator will occasionally have to switch from an on-board water tank to the customers faucet.



STAINLESS STEEL FITTINGS



BUSHING

#SSF404	3/8" x 1/4"
#SSF407	1/2" x 3/8"
#SSF411	3/4" x 1/2"
#SSF413	1" x 3/4"

TEE

#SSF854	1/4"
#SSF856	3/8"
#SSF858	1/2"

PLUG

#SSF804	1/4"
#SSF806	3/8"
#SSF808	1/2"

COUPLINGS

#SSF458	1/2"
#SSF462	3/4"

EL 90 DEGREE

#SSF604	1/4"
#SSF606	3/8"
#SSF608	1/2"

EL

#SSF554	1/4"
#SSF556	3/8"
#SSF558	1/2"
#SSF562	3/4"

HEX NIPPLE

#SSF754	1/4"
#SSF756	3/8"
#SSF758	1/2"

NIPPLE

#SSF712	1/4" x 2"
#SSF714	1/4" x 3"
#SSF724	3/8" x 3"
#SSF731	1/2" x 2"
#SSF733	1/2" x 3"

BARB STRAIGHT

#SSF354	1/4" x 1/4"
#SSF358	3/8" x 3/8"
#SSF362	1/2" x 1/2"
#SSF368	3/4" x 3/4"

BRASS FITTINGS

COUPLINGS

#BRF454	1/4"
#BRF456	3/8"
#BRF458	1/2"

EL 45 DEG

#BRF634	1/4"
#BRF636	3/8"
#BRF638	1/2"

EL 90 DEG

#BRF604	1/4"
#BRF606	3/8"
#BRF608	1/2"

EL - FPT x FPT

#BRF554	1/4"
#BRF556	3/8"
#BRF558	1/2"

TEE

#BRF854	1/4"
#BRF856	3/8"
#BRF858	1/2"

BRANCH TEE

#BRF875	1/4"
#BRF877	3/8"
#BRF879	1/2"

STREET TEE

#BRF884	1/4"
#BRF886	3/8"
#BRF888	1/2"

CROSS - 4-WAY

#BRF664	1/4"
#BRF666	3/8"

PLUG

#BRF804	1/4"
#BRF806	3/8"
#BRF808	1/2"

BUSHING

#BRF404	3/8" x 1/4"
#BRF407	1/2" x 3/8"
#BRF410	3/4" x 3/8"

BARB MENDER

#BRF200	1/4"
#BRF204	3/8"

HEX NIPPLE

#BRF754	1/4"
#BRF756	3/8"
#BRF758	1/2"

NIPPLE

#BRF712	1/4" x 2"
#BRF724	3/8" x 3"
#BRF733	1/2" x 3"

HEX PIPE NUT

#BRF064	1/4"
#BRF065	3/8"

BARB 90 DEG

#BRF370	1/4" X 1/4"
#BRF372	3/8" X 3/8"

BARB STRAIGHT

#BRF354	1/4" x 1/4"
#BRF358	3/8" x 3/8"
#BRF362	1/2" x 1/2"
#BRF368	3/4" x 3/4"

FITTINGS UP TO 6,000 PSI Rust Free Zinc Plated

W/P = WORKING PRESSURE

"A" = 6,000 PSI - "B" = 5,000 PSI

"C" = 4,500 PSI - "D" = 4,000 PSI

"E" = 3,000 PSI

ELBOW

HDF506	3/8" x 3/8"	C	W/P
HDF508	1/2" x 1/2"	E	
HDF512	3/4" x 3/4"	D	

TEE

HDF656	3/8"	C	W/P
HDF658	1/2"	E	
HDF662	3/4"	E	

CROSS

HDF666	3/8"	C	W/P
HDF668	1/2"	E	

BUSHINGS, REDUCING

HDF676	3/8" x 1/4"	A	W/P
HDF678	1/2" x 1/4"	A	
HDF680	1/2" x 3/8"	A	
HDF682	3/4" x 1/2"	A	

PIPE NIPPLE

HDF805	4" x 3/8"	A	W/P
HDF810	6" x 1/2"	A	
HDF812	3" x 3/4"	A	
HDF814	6" x 3/4"	A	

COUPLER

HDF415	1/4" x 1/4"	A	W/P
HDF417	3/8" x 3/8"	A	
HDF420	1/2" x 1/2"	B	
HDF422	3/4" x 3/4"	B	

NIPPLES, HEX

HDF425	1/4" x 1/4"	A	W/P
HDF427	3/8" x 3/8"	A	
HDF430	1/2" x 1/2"	A	
HDF434	3/4" x 3/4"	A	

NIPPLES, REDUCING

HDF429	1/2" x 3/8"	A	W/P
HDF431	3/4" x 1/2"	A	

STREET EL

HDF438	1/4" x 1/4"	B	W/P
HDF440	3/8" x 3/8"	C	
HDF442	1/2" x 1/2"	E	
HDF444	3/4" x 3/4"	E	

STREET TEE

HDF684	1/4"	B	W/P
HDF685	3/8"	C	
HDF686	1/2"	E	

BRANCH TEE

HDF875	1/4"	B	W/P
HDF776	3/8"	C	
HDF977	1/2"	E	

Premium High Volume Filter

Used on Allison Iron Horse Equipment!
'Big Gulp' Filters that won't starve
and overwork your Pump.



THE INDUSTRY'S ABSOLUTE BEST FILTER

- Extra large internal chamber
- Extra large ports for maximum flow
- Handles up to 22 GPM
- 50 mesh screen, 1" inlet/outlet

For more information about water filters look in the
TECHNICAL SECTION of our Website at <http://www.envirospec.com>

Simply
Twist-N-Clean



- #3797 1/2" PREMIUM WATER FILTER
- #3798 3/4" PREMIUM WATER FILTER
- #1015 1.0" PREMIUM WATER FILTER
- #3799 1.0" PREMIUM WATER FILTER
w/'QUICK' CLEAN-OUT
- #2412 REMOTE FILTER HANGER



Clear Bowl Water Filter

- 50 mesh filtration
- Heavy duty molded plastic
- Viewable filter media



PART #	DESCRIPTION
1012	CLEAR BOWL FILTER, 1/2" In/Out
1013	CLEAR BOWL FILTER, 3/4" In/Out

Direct Mount Water Filter

- Clear view filter mounts directly to pump
- Built-in garden hose connector
- Easily disassembles for cleaning
- Solid brass construction



PART #	DESCRIPTION
1010	DIRECT MOUNT FILTER W/O BYPASS
1011	DIRECT MOUNT FILTER W/ BYPASS

SUR-TRAP-Y-Trap Strainer

- Solid brass body & cap
- 50 mesh, stainless screen
- Rated to 175 PSI & 195°F



PART #	DESCRIPTION
1155	SUR-TRAP, Y-TRAP STRAINER, 3/8"
1156	SUR-TRAP, Y-TRAP STRAINER, 1/2"
1157	SUR-TRAP, Y-TRAP STRAINER, 3/4"
1158	SUR-TRAP, Y-TRAP STRAINER, 1"

Compact Water Filter

- Flows to 6 GPM / pressure to 150 PSI
- 50 mesh filter screen, aluminum housing
- Die-cast metal housing with plastic cap
- 1/2" FPT inlet / MPT outlet
- 2 1/4" by-pass ports



Includes
Garden Hose
Connector

PART #	DESCRIPTION
1009	COMPACT WATER FILTER

Garden Hose Quick Connects

- Industrial Quality
- Solid Brass Construction



PART #	DESCRIPTION / PRICE
1016	QUICK CONNECT PLUG
1017	QUICK CONNECT COUPLER
1018	QUICK CONNECT, COMPLETE SET

Garden Hose Connectors

- 3/4" FPT inlet
- MPT outlet filter connector
- Solid brass construction



PART #	DESCRIPTION
1019	CONNECTOR, GARDEN HOSE 1/2"
1020	CONNECTOR, GARDEN HOSE 3/4"
1625	WASHER SCREEN, GARDEN HOSE

Garden Hose Connectors

PART #	DESCRIPTION
1309	SHUT OFF, SINGLE GARDEN HOSE
1310	SHUT OFF, DUAL GARDEN HOSE
1311	DUAL GARDEN HOSE CONNECTOR

WATER HOSE

- Will not collapse on reels
- Incredible bend radius without 'kinking'
- Safety Orange




800 PSI

PART #	DESCRIPTION
3399	3/8" ID, 800 PSI, Price Per Foot
3400	1/2" ID, 800 PSI, Price Per Foot
3401	3/4" ID, 800 PSI, Price Per Foot

Industrial Trigger Jet Spray Guns

for SHURFLO & Other Low Pressure Pumps



PART #	DESCRIPTION
350 PSI GUN, VITON® SEALS WITH POLY LANCE	
1213	30" POLY LANCE - SS BALL - FAN NOZZLE
1212	TRIGGER JET SPRAY GUN- STAINLESS BALL
1169	TRIGGER JET SPRAY GUN-CERAMIC BALL

Brass Barbs

Guns have 1/2" Inlet - so if you are using a...

...1/4" Chem Line order Brass Barb #1726

...3/8" Chem Line order Brass Barb #1727

...1/2" Chem Line order Brass Barb #1728

PART #	DESCRIPTION
1726	BRASS BARB
1727	BRASS BARB
1728	BRASS BARB

EXTERIOR HOUSE WASHING...

We recommend washing a house with the intention of removing pollutants, surface oxidation, as well as mold and mildew. By doing this type of washing you provide customers with an excellent result and make competitors that wash a house with what EnviroSpec calls the "splash and dash" method look like amateurs. "Splash and Dash" refers to the person that splashes bleach or chlorine on the house, rinses and leaves. There are various levels of clean, and various qualities of work.

For the rest of these instructions visit our Web Site

<http://www.envirospec.com>

Chemical Tubing



Tank to Equipment Non-Crushable Tubing

Will not collapse in hot weather, when you accidentally set something heavy on it or when you try and 'kink' it.

- Clear Reinforced Poly Tubing which is highly resistant to chemicals, fuel & solvents
- Working pressure of 250 PSI with a burst pressure of 750 PSI

PART #	DESCRIPTION
4530	3/4" RIBBED
4531	1.0" RIBBED
4532	1-1/4" RIBBED

Cone Sprayer Nozzle

- Solid brass construction
- Fully adjustable
- Fits 1/4" MPT Lance



PART #
1211

PART # DESCRIPTION

1/4" POLYBRAID CHEMICAL TUBING - 250 Working / 750 Burst

1159	1/4" X 25' ROLL
1160	1/4" X 50' ROLL
1161	1/4" X 100' ROLL
1162	1/4" X 300' ROLL

3/8" POLYBRAID CHEMICAL TUBING - 250 Working / 750 Burst

1163	3/8" X 25' ROLL
1164	3/8" X 50' ROLL
1165	3/8" X 100' ROLL
1166	3/8" X 300' ROLL

1/2" POLY BRAID CHEMICAL TUBING - 250 Working / 750 Burst

2217	1/2" X 100' ROLL
2637	1/2" X 300' ROLL

3/4" POLYBRAID CHEMICAL TUBING - 250 Working / 750 Burst

2483	3/4" X 100' ROLL
2709	3/4" X 300' ROLL

1/4" PREMIUM CLEAR CHEMICAL LINE

1167	1/4" PREMIUM CHEM LINE, 100'
2199	1/4" STD. CHEMICAL LINE, 100'

90° Poly-Union

Tank Sizes - Poly

For running feed lines from the tank to the equipment without kinking.



33-398	1-1/4"
33-399	1-1/2"
33-389	2.00"

T-Barb

For pulling from both sides of the tank



33-438	1"
33-439	1-1/4"
33-440	1-1/2"
33-441	2"



Corporate Philanthropy

The bulk of the profits that we make from your purchases make lives better for unfortunate children and animals at a time when they need it most.

There are many great charities out there that need all the help they can get. Maybe one of our favorites will become one of yours.

The charities that we have selected are the Shriner's Hospital for Children in Tampa, FL, Paul Newman's Hole in the Wall Gang Camp in Ashford, CT & Suzie's Friends Animal Sanctuary in Homerville, GA.

6.25 GPM POWER TWIN WITH MANIFOLDS

6.25 GPM open flow, Viton® valves
Santoprene® diaphragm, 45 PSI
Demand Switch, 1/2" MPT Ports
Includes manifold with 5/8" barb ports.

Take all the performance and features of the time tested 2088 series, double it, and the result is the high flow Power Twin.

Delivers an open flow of 6.25 GPM (23.6 l/min) at a mere 9.8 amps. At 40 PSI (2.8 bar) it delivers 3.5 GPM and draws only 17.2 amps. One of the most efficient high-flow self-priming pumps available today, the Power Twin is excellent for chlorine roof jobs.

Rinse and after use.

#4111-035



SHURFLO PUMPS

WITH CHEMICAL RESISTANCE SEALS & VALVES

PART # DESCRIPTION

12 VOLT SHURFLO PUMPS WITH PREMIUM VALVES

- 1049 1.4 GPM / 60 PSI / VITON VALVES, 3/8" FPT
- 1050 1.8 GPM / 100 PSI / VITON VALVES, 3/8" FPT
- 1671 ALLISON Chem Induction Pump, 3/8" FPT
- 1051 3.0 GPM / 45 PSI / VITON VALVE, 1/2" MPT
- 1052 3.6 GPM / 45 PSI / VITON VALVE

115 VOLT SHURFLO PUMPS WITH PREMIUM VALVES

- 1053 1.4 GPM / 60 PSI / VITON VALVES, 3/8" FPT
- 1054 1.5 GPM / 150 PSI / VITON VALVES, 3/8" FPT
- 1055 1.0 GPM / 60 PSI / VITON VALVES, 3/8" FPT
- 1056 1.6 GPM / 100 PSI / VITON VALVES, 3/8" FPT

PART # DESCRIPTION

REPAIR KITS FOR SHURFLO PUMPS

- 1046 CHECK VALVE - 8000 SERIES
- 1048 CHECK VALVE - 2088 SERIES
- 1041 DIAPHRAGM KIT, 8000 SERIES
- 1045 DIAPHRAGM DRIVE KIT, 2088 SERIES
- 1042 PRESSURE SWITCH, 8000, 60 PSI, VITON SERIES
- 1043 PRESSURE SWITCH, 8000, 100 PSI, VITON SERIES
- 1044 PRESSURE SWITCH, 2088, 45 PSI, VITON SERIES

Poly Fittings

For SHURFLO & Low Pressure Pumps

• When you order a ShurFlo pump be sure and ask your sales rep for the correct poly barbs.



SHURFLO FITTINGS

WINGNUT SWIVEL - STRAIGHT

- #SF01 1/2" F x 1/2" Barb
- #SF02 1/2" F x 3/8" Barb
- #SF03 1/2" F x 3/4" (M)



HEX SWIVEL - STRAIGH

- #SF04 1/2" F x 1/2" Barb
- #SF05 1/2" F x 3/8" Barb



WINGNUT SWIVEL - 90°

- #SF06 1/2" F x 5/8" Barb
- #SF07 1/2" F x 3/4" Barb
- #SF08 1/2" F x 1/2" Barb



HEX SWIVEL - 90°

- #SF09 1/2" F x 3/8" Barb
- #SF10 1/2" F x 1/2" Barb



POLY-BARB-STRAIGHT

- PB14S 1/4" Barb x 1/4" MPT
- PB148S 1/4" Barb x 3/8" MPT
- PB38S 3/8" Barb x 3/8" MPT
- PB12S 1/2" Barb x 1/2" MPT
- PB34S 3/4" Barb x 3/4" MPT
- PB10S 1.0" Barb x 1.0" MPT
- PB114B 1-1/4" Barb x 1-1/4" MPT
- PB112B 1-1/2" Barb x 1-1/2" MPT
- PB200B 2.00" Barb x 2.00" MPT

POLY-BARB 90° BEND

- PB14S 1/4" Barb x 1/4" MPT
- PB148B 1/4" Barb x 3/8" MPT
- PB38B 3/8" Barb x 3/8" MPT
- PB12FB 1/2" Barb x 1/2" FPT
- PB12B 1/2" Barb x 1/2" MPT
- PB34B 3/4" Barb x 3/4" MPT
- PB10B 1.0" Barb x 1.0" MPT
- PB114B 1-1/4" Barb x 1-1/4" MPT
- PB112B 1-1/2" Barb x 1-1/2" MPT
- PB200B 2.00" Barb x 2.00" MPT

Poly Reducing Bushings

Highly resistant to chemicals

Ideally suited for use on water/chemical tanks

- 28-672 1" to 3/4"
- 28-668 3/4" to 1/2"



Hose Barb 'Y'

Natural Polypro

- 33-300 1/4"
- 33-301 3/8"
- 33-302 1/2"





PIVOTING LANCE
JUST TWIST THE HANDLE!


#2040 28"
#2041 41"



Head Pivots 90°
Direct power where you need it every time.

Lance Couplers

- Keeps lances from breaking at thread level.
- The stabilizing shoulder is recessed deep into the coupling before the thread starts.



PART #	DESCRIPTION
1021	PLUG, PLATED 1/4" FTP
1022	COUPLER, PLATED 1/4" FTP
1023	PLUG, STAINLESS 1/4" FTP
1024	COUPLER, STAINLESS 1/4" FTP
1258	DEEP SHOULDER COUPLING

SPRAY-FLEX Lances

- Holds Shape up to 5000 PSI



PART #	DESCRIPTION
1691	Rated to 3,000 PSI
1692	Rated to 5,000 PSI

Side Handle & Grip



PART #	DESCRIPTION
1260	ADJ. SIDE HANDLE
1612	VENTED GRIP

Flex Lances

- Flexes 180° and returns.
- Great for wheel wells on autos.
- 18" long x 1/4" MPT in & out on plated steel.
- 1/4" MPT In & 1/4" FPT out on stainless.
- Max pressure 2,500 PSI



PART #	DESCRIPTION
1795	PLATED STEEL
1796	STAINLESS STEEL

Gutter Sweep

- 12" gutter cleaner • 1/4" QC connectors
- "Attach it to the end of your lance, snap in your favorite nozzle, position it over the gutter ...and pull the trigger!"



PART #	DESCRIPTION
1814	W/Standard Quick Connects
1815	W/Twist Fast QC Inlet

Lance Hangers

- Keep lances off the floor



PART #	DESCRIPTION
3612	Rated to 3,000 PSI
3613	Rated to 5,000 PSI

Schedule 80 Aluminum Lances

All Lances over 48" are connected using a 'deep shoulder' lance coupler in order to save on freight.



PART #	DESCRIPTION
WITH GRIPS & 1/4" MPT INLET/OUTLET	
1354	24" LANCE W/ROUND GRIP
1356	36" LANCE W/VENT GRIP
1358	48" LANCE W/VENT GRIP
1360	60" LANCE W/VENT GRIP 2-Piece
1364	96" LANCE W/VENT GRIP 2-Piece
WITHOUT GRIPS & 1/4" MPT INLET/OUTLET	
1353	24" LANCE - NO GRIP
1355	36" LANCE - NO GRIP
1357	48" LANCE - NO GRIP
1359	60" LANCE - NO GRIP 2-Piece
1361	72" LANCE - NO GRIP 2-Piece
1363	96" LANCE - NO GRIP 2-Piece

Stainless & Plated Lances

All Plated & SS Lances have Grips
1/4 MPT In/Out



PART #	DESCRIPTION
PLATED - 1/4" MPT IN/OUT	
1236	STRAIGHT, 12"
1237	STRAIGHT, 24"
1238	STRAIGHT, 36"
1242	15° BENT, 36"
1239	STRAIGHT, 48"
1243	15° BENT, 48"
1240	STRAIGHT, 60" 2-Piece
1241	STRAIGHT, 84" 2-Piece
SS. VENTED GRIP - 1/4" MPT IN/OUT	
1246	STRAIGHT, 24"
1247	STRAIGHT, 36"
1251	15° BENT, 36"
1248	STRAIGHT, 48"
1252	15° BENT, 48"
1249	STRAIGHT, 60" 2-Piece
1250	STRAIGHT, 84" 2-Piece

Zinc Lance with Diverter Trigger

- Nozzle Protector
- Pull the Trigger to Draw Soap
- Release the Trigger for High Pressure
- 1/4" MPT inlet - 1/8" discharge pipes

- **TEMP:** 300°F
- **GPM:** 10.5
- **PSI:** 3,600

PART #
1235



Premium Series Stainless

- 1/4" MPT inlet
- 1/4" outlets for more Chem Draw

- **TEMP:** 300°F
- **GPM:** 10.5
- **PSI:** 4,100

"1263" attach to gun for "close quarter" work such as car lots.



STAINLESS - FOR HIGHLY CORROSIVE ENVIRONMENTS

PART # DESCRIPTION

1263	11" STAINLESS STEEL	
1264	27" STAINLESS STEEL	
1265	37" STAINLESS STEEL	
1262	42" STAINLESS STEEL	BEST BUY
NEW 1362	42" ZINC PLATED	BEST BUY

Dual Lances

new 'deluxified' ready-to-go Lances

- Zinc-Plated Steel
- General/InterPump Brand
- 1/4" MPT inlet - 1/8" discharge pipes

- **TEMP:** 284°F
- **GPM:** 10.5
- **PSI:** 3,000



36" Dual Lance, Zinc-Plated Steel with "Quick Connects" installed for pressure & soap nozzle.....Part #1256

PART # DESCRIPTION

1255	36"
1256	36", w/"QCs"
1257	72"



SLIM

Performance Nozzle for Telescoping Wands

"PUSH" for Soap "Pull" for Pressure

- Quickly attaches to the telescoping wand to increase the chemical application distance by 25 feet & the wash/rinse distance by 40 feet.
- You can apply chemical from 0-65 degrees and rinse from 0-65 degrees without changing the nozzle.
- The 45 degree angle also helps support over 60% of the lance weight when trigger is pulled.




PART # DESCRIPTION

4222	3.0 Nozzle Size, 4,100 PSI, 300°
1347	3.5 Nozzle Size, 4,100 PSI, 300°
1365	4.0 Nozzle Size, 4,100 PSI, 300°
1424	4.5 Nozzle Size, 4,100 PSI, 300°
1440	5.0 Nozzle Size, 4,100 PSI, 300°
1466	5.5 Nozzle Size, 4,100 PSI, 300°
1470	6.0 Nozzle Size, 4,100 PSI, 300°
1590	6.5 Nozzle Size, 4,100 PSI, 300°
1594	7.0 Nozzle Size, 4,100 PSI, 300°
1623	8.0 Nozzle Size, 4,100 PSI, 300°

Slim is one of our shelter hounds that has been with us for 10 years. We found him and his two friends Happy & Flyboy lying in a ditch after deer hunting season. Quite often their collars are cut off and they are left to fend for themselves after deer season because it is much cheaper to buy new dogs next year than to care for them as they wait for next season.


Telescoping 'Long Wands'

RATED TO 4,000 PSI



PART # DESCRIPTION

2024M	Premium 3 Section to 24' w/Alum Inner Pole
1815	Gutter Sweep with Twist Type Connects
2028	'Load Bearing' Belt / Harness



PRICE MATCH GUARANTEE - FIND IT FOR LESS AND WE WILL MEET THEIR PRICE!

Our Most Popular Industrial Hose Reel

The Industry's Best Hose Reel Value!

They're Rugged!

We Pay Freight on these REELS

Solid Steel Construction, Durable Powder Coat, Direct Hand Crank rewind, Full Flow Swivel Brass Joint, 5,000 PSI Rated, 3-1 Burst Factor



PART #	DESCRIPTION
1313	HOLDS 50' of 3/8" 1-wire
1314	HOLDS 100' of 3/8" 1-wire
1315	HOLDS 150' of 3/8" 1-wire
1316	HOLDS 200' of 3/8" 1-wire
REPLACEMENT SWIVELS	
1008	SWIVEL, FITS #1313 & 1314
1001	SWIVEL, FITS #1315 & 1316
REPLACEMENT HANDLE	
1002	REPLACEMENT HANDLE

WATER HOSE

- Will not collapse on reels
- Incredible bend radius without 'kinking'
- Safety Orange



PART #	DESCRIPTION
3399	3/8" ID, 800 PSI, Price Per Foot
3400	1/2" ID, 800 PSI, Price Per Foot
3401	3/4" ID, 800 PSI, Price Per Foot



HOSETRACT E-Series 12V Electric.

12 V DC motor driven

- Self lubricating ABS bearings
- Motor sprocket & chain pinch points are safe guarded
- Brass swivel reduces corrosion

PART #	DESCRIPTION
1782	HOLDS 350' 3/8" or 275' 1/2"
1783	HOLDS 450' 3/8" or 375' 1/2"
1784	HOLDS 550' 3/8" or 475' 1/2"

M-Series Manual Hose Reel

- Hosetract industrial hose reels offer a durable and simple design.
- Self lubricating ABS bearings.
- Adjustable brake-adjust tension with hand knob.
- Heavy duty brass swivel to reduce corrosion potential.
- 7-10 DAY BUILD TIME



HOSETRACT

U-Pay Freight on HOSETRACT REELS

PART #	DESCRIPTION
1861	HOLDS 100' 3/8" or 75' 1/2"
1856	HOLDS 250' 3/8" or 175' 1/2"
1858	HOLDS 350' 3/8" or 275' 1/2"
1859	HOLDS 450' 3/8" or 375' 1/2"
1860	HOLDS 550' 3/8" or 475' 1/2"
STAINLESS STEEL	
1868	HOLDS 100' 3/8" or 75' 1/2"
1864	HOLDS 250' 3/8" or 175' 1/2"
1865	HOLDS 350' 3/8" or 275' 1/2"
1866	HOLDS 450' 3/8" or 375' 1/2"
1867	HOLDS 550' 3/8" or 475' 1/2"

Stackable Frame Hose Reel

- Stack capability with no added parts needed
- Self lubricating ABS bearings
- Adjustable brake - adj, tension w/hand knob
- HD - 4,000 PSI swivel for longer service
- Part number represents one reel
- 7-10 DAY BUILD TIME



PART #	DESCRIPTION
1948	STACKER, HOLDS 250' 3/8" or 175' 1/2"
1949	STACKER, HOLDS 350' 3/8" or 275' 1/2"
1950	STACKER, HOLDS 450' 3/8" or 375' 1/2"
1951	STACKER, HOLDS 550' 3/8" or 475' 1/2"
STAINLESS STEEL	
1952	STACKER, HOLDS 250' 3/8" or 175' 1/2"
1953	STACKER, HOLDS 350' 3/8" or 275' 1/2"
1954	STACKER, HOLDS 450' 3/8" or 375' 1/2"
1955	STACKER, HOLDS 550' 3/8" or 475' 1/2"

THE INDUSTRY'S #1 SELLING HOSE FOR 15 YEARS RUNNING!

SERPENTINE PRESSURE WASH HOSE

1-800-346-4876

- Super tough cover design
- 1 ea. 3/8" MPT swivel end
- 1 ea. 3/8" MPT fixed end
- Temperature to 300°F
- Tough wrapped outer cover
- Strain reliefs on both ends



4000 PSI BLACK

50'
#1708
100'
#1709

With Quick Connects

50'
#Q1708
100'
#Q1709

6000 PSI BLACK

50'
#6001
100'
#6002

With Quick Connects

50'
#Q6001
100'
#Q6002

7400 PSI BLACK

50' Lightweight #1700
100' Lightweight #1701

4000 PSI BLUE

50'
#1801
100'
#1802



With Quick Connects

50'
#Q1801
100'
#Q1802

6000 PSI BLUE

50'
#1808
100'
#1809



With Quick Connects

50'
#Q1808
100'
#Q1809

4000 PSI GREY

50'
#1804
100'
#1805

With Quick Connects


50'
#Q1804
100'
#Q1805

6000 PSI GREY

50'
#6101
100'
#6102

With Quick Connects

50'
#Q6101
100'
#Q6102



NEW FOR 2012

50' Weighs only 18 lbs

HI-VOLUME

- 50' 3000 PSI BLACK #1700
- 100' 3000 PSI BLACK #1701
- 50' 4500 PSI BLACK #1710
- 100' 4500 PSI BLACK #1711



1/2\"/>

"Jumper Hose" Machine To Reel

PART #	DESCRIPTION
1202	1' WHIP/JUMPER
1172	2' JUMPER HOSE
1173	3' JUMPER HOSE
1174	4' JUMPER HOSE
1175	5' JUMPER HOSE
1176	6' JUMPER HOSE
1177	7' JUMPER HOSE
1178	8' JUMPER HOSE
1179	9' JUMPER HOSE
1180	10' JUMPER HOSE



Connects Equipment to the Reel

One Swivel End & One Fixed End

PART #	DESCRIPTION
1181	11' JUMPER HOSE
1182	12' JUMPER HOSE
1183	13' JUMPER HOSE
1184	14' JUMPER HOSE
1185	15' JUMPER HOSE
1186	16' JUMPER HOSE
1187	17' JUMPER HOSE
1188	18' JUMPER HOSE
1189	19' JUMPER HOSE
1190	20' JUMPER HOSE

PREMIUM ROTATING SEWER NOZZLES

NOT THE CHEAP STUFF!

PSI: 3,000 PSI

Rotating 0°
Front Laser Nozzle



PART # DESCRIPTION

- 1760 ROTATING NOZZLE, 1/8" FPT, 5.5 Noz
- 1754 ROTATING NOZZLE, 1/4" FPT, 5.5 Noz
- 2282 ROTATING NOZZLE, 1/4" FPT, 8.0 GPM

SEWER JETTING NOZZLES - Fixed



PART # Penetrator Nozzles

- 2080 1/8" NPT / 4.0 / 3 Back 1 Front
- 2081 1/8" NPT / 5.0 / 3 Back 1 Front
- 2082 1/8" NPT / 5.5 / 3 Back 1 Front
- 2083 1/8" NPT / 6.0 / 3 Back 1 Front
- 2084 1/4" NPT / 4.5 / 3 Back 1 Front
- 2085 1/4" NPT / 5.5 / 3 Back 1 Front
- 2086 1/4" NPT / 6.5 / 3 Back 1 Front
- 2087 1/4" NPT / 7.0 / 3 Back 1 Front
- 2088 1/4" NPT / 8.0 / 3 Back 1 Front
- 2094 1/4" NPT / 9.5 / 3 Back 1 Front
- 2089 1/4" NPT / 12.0 / 3 Back 1 Front
- 2090 3/8" NPT / 4.5 / 3 Back 1 Front
- 2091 3/8" NPT / 5.5 / 3 Back 1 Front
- 2092 3/8" NPT / 6.5 / 3 Back 1 Front
- 2093 3/8" NPT / 8.0 / 3 Back 1 Front
- 9095 3/8" NPT / 12.0 / 3 Back 1 Front

PREMIUM SEWER JETTING HOSE

- 3,000 PSI Thermo-plastic covering
- Maximum flexibility & very lightweight



PART # DESCRIPTION

1/4" Hose with 1/4" MPT x 1/8" MPT

1320 150' BLACK, 3,000 PSI

1/8" Hose with 1/4" MPT x 1/8" MPT

1324 50' BLACK, 3,000 PSI

1328 250' BLACK, 3,000 PSI

Sewer Jetting Valves

- Increase your service by turning your General Pump into a sewer jetting machine.
- Simply remove the center high pressure valve cap & check valve and install the jetter valve in it's place.
- Then when you want a jetter turn the knob and the jetter hose will start pulling itself along.



PART # DESCRIPTION

- 1004 For TT Series General Pumps
- 1005 For EZ Series General Pumps
- 1006 For T & TS General Pumps
- 3340 For TSF Series General Pumps

Call for other brands of pumps.

WATER / CHEMICAL APPLICATION HOSE

800 PSI

- Will not collapse on reels
- Incredible bend radius without 'kinking'
- Safety Orange

PART # DESCRIPTION

- 3399 3/8" ID, 800 PSI, Price Per Foot
- 3400 1/2" ID, 800 PSI, Price Per Foot
- 3401 3/4" ID, 800 PSI, Price Per Foot



Stainless Steel Premium Swivel

- 4,100 PSI Working
- 16,000 PSI Burst
- Up to 10.5 GPM
- 200 Degrees



Built for the Long Haul!

Coupler included to attach to 1/2" MPT reel inlet.

PART # DESCRIPTION

- 1630 STAINLESS STEEL PREMIUM SWIVEL
- 1629 REPAIR KIT

Heavy Duty Premium Swivel

- FPT x FPT
- 3/8" FPT inlet for hose
- 1/2" outlet mounts to reel



PART # DESCRIPTION

- 1591 HD PREMIUM 5,000 PSI

Super Swivel Hose Reel Swivel

- 5,000 PSI
- Grease Fitting for extended life
- FPT x FPT configuration
- When using 3/8" hose order P/N 1463



PART # DESCRIPTION

- 1463 HOSE REEL SWIVEL, 3/8" X 1/2"
- 2331 HOSE REEL SWIVEL, 1/2" X 1/2"
- 1611 REPAIR KIT

PREMIUM BRUSHES

PART #	DESCRIPTION
1451	10" Truck Wash
1450	10" Premium Truck & House
1454	14" Premium
1455	14" Fine Finish
1452	18" Truck Wash
1453	24" Truck Wash
1456	Bi-Level, 10", Hi-Pile Green
1457	Bi-Level, 10", Standard Yellow
1459	Gutter & Exhaust Stack Brush
1458	Bi-Directional Brush - 1/2 Circle
1445	Rotating Brush



Drum Tools

- Drum Wrench #866169
- Drum Funnel #866764
- 3/4" Faucet #118407
- 3/4" Metal Faucet #686081
- 2" Faucet #686067
- Drum Vent #686830



55 & 5 Gallon Drum Siphon Pump

- The industry's #1 selling pumps
- Each will pump up to 7 GPM
- Cut down to fit 5 gallon pails



These are not the 'cheap pumps' that you'll find at most places!

PART #	DESCRIPTION
686E	55 GAL. EXTREME DUTY
686H	55 GAL. HEAVY DUTY
696P	5 GAL. HEAVY DUTY PAIL PUMP




55 Gal. Drum Vent



Metal, 3/4", Self-Closing, Lockable - not for acids

3/4" & 2" Faucets



Non-Sparking Wrench

Drum Funnel and Cover

Fits both 55 and 30 gallon drums with any 2" NPT bung. The optional cover keeps out dirt and contamination.



686798



2660
2664

PART #	DESCRIPTION
2660	FUNNEL - Less Cover
2664	COVER
686798	FUNNEL W/FLIP COVER

Drum Lids

- Keeps out dirt and contaminants.



PART #	DESCRIPTION
6603	COVER FOR CLOSED HEAD DRUM
6604	COVER FOR OPEN HEAD DRUM

"Lid-Off" Pail Lid Remover

- Safely remove lids from buckets



PART #	DESCRIPTION
1652	PAIL LID REMOVER

Pump Funnels



- For Pumps, Engines & Gear Reducers

Use them once and throw them away!

PART #	CAPACITY / QTY PER PAK
686790	32 oz. / 36 Count
686791	8.5 oz. / 36 Count

10% OF YOUR PURCHASES THIS MONTH ARE SET ASIDE FOR U-2-USE NEXT MONTH! SEE 'BONUS BUCKS.'

CERAMIC NOZZLES


LAST 10 TIMES LONGER

than Stainless Nozzles!
And now you can buy them

FOR THE SAME PRICE!



STAINLESS AFTER
50 HOURS



CERAMIC AFTER
50 HOURS

Quick Connect Ceramic Nozzles

NOZ.	'0' Degree	'15' Degree	'25' Degree	'40' Degree
3.0	NOQC-0003	NOQC-1503	NOQC-2503	NOQC-4003
3.5	NOQC-0003.5	NOQC-1503.5	NOQC-2503.5	NOQC-4003.5
4.0	NOQC-0004	NOQC-1504	NOQC-2504	NOQC-4004
4.5	NOQC-0004.5	NOQC-1504.5	NOQC-2504.5	NOQC-4004.5
5.0	NOQC-0005	NOQC-1505	NOQC-2505	NOQC-4005
5.5	NOQC-0005.5	NOQC-1505.5	NOQC-2505.5	NOQC-4005.5
6.0	NOQC-0006	NOQC-1506	NOQC-2506	NOQC-4006
7.0	NOQC-0007	NOQC-1507	NOQC-2507	NOQC-4007
8.0	NOQC-0008	NOQC-1508	NOQC-2508	NOQC-4008
10.0	SIZE '10' IS NOT AVAILABLE AS OF 11-01-11 - CHECK BACK LATER			

1/4" Threaded Ceramic Nozzles

NOZ.	'0' Degree	'15' Degree	'25' Degree	'40' Degree
3.0	NOC-0003	NOC-1503	NOC-2503	NOC-4003
3.5	NOC-0003.5	NOC-1503.5	NOC-2503.5	NOC-4003.5
4.0	NOC-0004	NOC-1504	NOC-2504	NOC-4004
4.5	NOC-0004.5	NOC-1504.5	NOC-2504.5	NOC-4004.5
5.0	NOC-0005	NOC-1505	NOC-2505	NOC-4005
5.5	NOC-0005.5	NOC-1505.5	NOC-2505.5	NOC-4005.5
6.0	NOC-0006	NOC-1506	NOC-2506	NOC-4006
7.0	NOC-0007	NOC-1507	NOC-2507	NOC-4007
8.0	NOC-0008	NOC-1508	NOC-2508	NOC-4008
10.0	NOC-0010	NOC-1510	NOC-2510	NOC-4010

NOZZLE CHART

NOZZLE SIZE	ORIFICE DIA.	40 PSI	100 PSI	250 PSI	500 PSI	600 PSI	700 PSI	800 PSI	1000 PSI	1200 PSI	1500 PSI	2000 PSI	2500 PSI	3000 PSI	3500 PSI	4000 PSI	5000 PSI
2	.034	0.20	0.32	0.50	0.71	0.77	0.84	0.89	1.00	1.10	1.22	1.41	1.58	1.73	1.87	2.00	2.24
2.5	.039	0.25	0.40	0.63	0.88	0.97	1.05	1.12	1.25	1.37	1.53	1.77	1.98	2.17	2.34	2.50	2.80
3	.043	0.30	0.47	0.75	1.06	1.16	1.25	1.34	1.50	1.64	1.84	2.12	2.37	2.60	2.81	3.00	3.35
3.5	.048	0.35	0.55	0.88	1.24	1.36	1.46	1.57	1.75	1.92	2.14	2.47	2.77	3.03	3.27	3.50	3.91
4	.052	0.40	0.63	1.00	1.41	1.55	1.67	1.79	2.00	2.19	2.45	2.83	3.16	3.46	3.74	4.00	4.47
4.5	.055	0.45	0.71	1.13	1.59	1.74	1.88	2.01	2.25	2.46	2.76	3.18	3.56	3.90	4.21	4.50	5.03
5	.057	0.50	0.79	1.25	1.77	1.94	2.09	2.24	2.50	2.74	3.06	3.54	3.95	4.33	4.68	5.00	5.59
5.5	.060	0.55	0.87	1.38	1.94	2.13	2.30	2.46	2.75	3.01	3.37	3.89	4.35	4.76	5.14	5.50	6.15
6	.062	0.60	0.95	1.50	2.12	2.32	2.51	2.68	3.00	3.29	3.67	4.24	4.74	5.20	5.61	6.00	6.71
6.5	.064	0.65	1.03	1.63	2.30	2.52	2.72	2.91	3.25	3.56	3.98	4.60	5.14	5.63	6.08	6.50	7.27
7	.067	0.70	1.11	1.75	2.47	2.71	2.93	3.13	3.50	3.83	4.29	4.95	5.53	6.06	6.55	7.00	7.83
7.5	.070	0.75	1.19	1.88	2.65	2.90	3.14	3.35	3.75	4.11	4.59	5.30	5.93	6.50	7.02	7.50	8.39
8	.072	0.80	1.26	2.00	2.83	3.10	3.35	3.58	4.00	4.38	4.90	5.66	6.32	6.93	7.48	8.00	8.94
8.5	.074	0.85	1.34	2.13	3.01	3.29	3.56	3.80	4.25	4.66	5.21	6.01	6.72	7.36	7.95	8.50	9.50
9	.076	0.90	1.42	2.25	3.18	3.49	3.76	4.02	4.50	4.93	5.51	6.36	7.12	7.79	8.42	9.00	10.06
9.5	.078	0.95	1.50	2.38	3.36	3.68	3.97	4.25	4.75	5.20	5.82	6.72	7.51	8.23	8.89	9.50	10.62
10	.080	1.00	1.58	2.50	3.54	3.87	4.18	4.47	5.00	5.48	6.12	7.07	7.91	8.66	9.35	10.00	11.18
11	.083	1.10	1.74	2.75	3.89	4.26	4.60	4.92	5.50	6.02	6.74	7.78	8.70	9.53	10.29	11.00	12.30
12	.087	1.20	1.90	3.00	4.24	4.65	5.02	5.37	6.00	6.57	7.35	8.49	9.49	10.39	11.22	12.00	13.42
12.5	.089	1.25	1.98	3.13	4.42	4.84	5.23	5.59	6.25	6.85	7.65	8.84	9.88	10.83	11.69	12.50	13.98
13	.091	1.30	2.06	3.25	4.60	5.03	5.44	5.81	6.50	7.12	7.96	9.19	10.28	11.26	12.16	13.00	14.53
14	.093	1.40	2.21	3.50	4.95	5.42	5.86	6.26	7.00	7.67	8.57	9.90	11.07	12.12	13.10	14.00	15.65
15	.096	1.50	2.37	3.75	5.30	5.81	6.27	6.71	7.50	8.22	9.19	10.61	11.86	12.99	14.03	15.00	16.77
20	.109	2.00	3.16	5.00	7.07	7.75	8.37	8.94	10.00	10.95	12.25	14.14	15.81	17.32	18.71	20.00	22.36

GPM

Now if this nozzle chart is confusing - and it really is - just turn the page and see the nozzle chart that we have made up for 95% of the pressure washers.

SEE OUR FREE SHIPPING PROGRAM & FOR TECHNICAL HELP CALL 1-800-346-4876

LASER-JET PREMIUM NOZZLES



Stainless Steel

These are 1/4" Male Pipe Thread Nozzles
If you require 1/8" nozzles, please change
the part number to read as follows:
'NOS8-____'

HIGH PRESSURE, QUICK CONNECT

NOZ SIZE	0°	15°	25°	40°
2.0	LQ-0002	LQ-1502	LQ-2502	LQ-4002
2.5	LQ-0002.5	LQ-1502.5	LQ-2502.5	LQ-4002.5
3.0	LQ-0003	LQ-1503	LQ-2503	LQ-4003
3.5	LQ-0003.5	LQ-1503.5	LQ-2503.5	LQ-4003.5
4.0	LQ-0004	LQ-1504	LQ-2504	LQ-4004
4.5	LQ-0004.5	LQ-1504.5	LQ-2504.5	LQ-4004.5
5.0	LQ-0005	LQ-1505	LQ-2505	LQ-4005
5.5	LQ-0005.5	LQ-1505.5	LQ-2505.5	LQ-4005.5
6.0	LQ-0006	LQ-1506	LQ-2506	LQ-4006
6.5	LQ-0006.5	LQ-1506.5	LQ-2506.5	LQ-4006.5
7.0	LQ-0007	LQ-1507	LQ-2507	LQ-4007
7.5	LQ-0007.5	LQ-1507.5	LQ-2507.5	LQ-4007.5
8.0	LQ-0008	LQ-1508	LQ-2508	LQ-4008
8.5	LQ-0008.5	LQ-1508.5	LQ-2508.5	LQ-4008.5
9.0	LQ-0009	LQ-1509	LQ-2509	LQ-4009
10	LQ-0010	LQ-1510	LQ-2510	LQ-4010

HIGH PRESSURE, SCREW-IN

NOZ SIZE	0°	15°	25°	40°
2.0	LM-0002	LM-1502	LM-2502	LM-4002
2.5	LM-0002.5	LM-1502.5	LM-2502.5	LM-4002.5
3.0	LM-0003	LM-1503	LM-2503	LM-4003
3.5	LM-0003.5	LM-1503.5	LM-2503.5	LM-4003.5
4.0	LM-0004	LM-1504	LM-2504	LM-4004
4.5	LM-0004.5	LM-1504.5	LM-2504.5	LM-4004.5
5.0	LM-0005	LM-1505	LM-2505	LM-4005
5.5	LM-0005.5	LM-1505.5	LM-2505.5	LM-4005.5
6.0	LM-0006	LM-1506	LM-2506	LM-4006
6.5	LM-0006.5	LM-1506.5	LM-2506.5	LM-4006.5
7.0	LM-0007	LM-1507	LM-2507	LM-4007
7.5	LM-0007.5	LM-1507.5	LM-2507.5	LM-4007.5
8.0	LM-0008	LM-1508	LM-2508	LM-4008
8.5	LM-0008.5	LM-1508.5	LM-2508.5	LM-4008.5
9.0	LM-0009	LM-1509	LM-2509	LM-4009
10	LM-0010	LM-1510	LM-2510	LM-4010

0° (Red) 15° (Yellow) 25° (Green) 40° (White)

SPRAYING SYSTEMS NOZZLES



HIGH PRESSURE, QUICK CONNECT WASHJETS

Size	0°	15°	25°	40°
3.0	SSNQ-0003	SSNQ-1503	SSNQ-2503	SSNQ-4003
3.5	SSNQ-0003.5	SSNQ-1503.5	SSNQ-2503.5	SSNQ-4003.5
4.0	SSNQ-0004	SSNQ-1504	SSNQ-2504	SSNQ-4004
4.5	SSNQ-0004.5	SSNQ-1504.5	SSNQ-2504.5	SSNQ-4004.5
5.0	SSNQ-0005	SSNQ-1505	SSNQ-2505	SSNQ-4005
5.5	SSNQ-0005.5	SSNQ-1505.5	SSNQ-2505.5	SSNQ-4005.5
6.0	SSNQ-0006	SSNQ-1506	SSNQ-2506	SSNQ-4006
6.5	SSNQ-0006.5	SSNQ-1506.5	SSNQ-2506.5	SSNQ-4006.5
7.0	SSNQ-0007	SSNQ-1507	SSNQ-2507	SSNQ-4007
8.0	SSNQ-0008	SSNQ-1508	SSNQ-2508	SSNQ-4008
9.0	SSNQ-0009	SSNQ-1509	SSNQ-2509	SSNQ-4009
10	SSNQ-0010	SSNQ-1510	SSNQ-2510	SSNQ-4010
12	SSNQ-0012	SSNQ-1512	SSNQ-2512	SSNQ-4012



If you use
Quick Connect
Nozzles
see the chart for
COLOR
IDENTIFICATION

HIGH PRESSURE, SCREW-IN MEG WASHJETS

Size	0°	15°	25°	40°
2.0	SSN-0002	SSN-1502	SSN-2502	SSN-4002
2.5	SSN-0002.5	SSN-1502.5	SSN-2502.5	SSN-4002.5
3.0	SSN-0003	SSN-1503	SSN-2503	SSN-4003
3.5	SSN-0003.5	SSN-1503.5	SSN-2503.5	SSN-4003.5
4.0	SSN-0004	SSN-1504	SSN-2504	SSN-4004
4.5	SSN-0004.5	SSN-1504.5	SSN-2504.5	SSN-4004.5
5.0	SSN-0005	SSN-1505	SSN-2505	SSN-4005
5.5	SSN-0005.5	SSN-1505.5	SSN-2505.5	SSN-4005.5
6.0	SSN-0006	SSN-1506	SSN-2506	SSN-4006
6.5	SSN-0006.5	SSN-1506.5	SSN-2506.5	SSN-4006.5
7.0	SSN-0007	SSN-1507	SSN-2507	SSN-4007
8.0	SSN-0008	SSN-1508	SSN-2508	SSN-4008
9.0	SSN-0009	SSN-1509	SSN-2509	SSN-4009
10	SSN-0010	SSN-1510	SSN-2510	SSN-4010
12	SSN-0012	SSN-1512	SSN-2512	SSN-4012



GENERAL NOZZLES

Stainless Steel

HIGH PRESSURE, QUICK CONNECT

SIZE	0°	15°	25°	40°
2.0	NOQS-0002	NOQS-1502	NOQS-2502	NOQS-4002
2.5	NOQS-0002.5	NOQS-1502.5	NOQS-2502.5	NOQS-4002.5
3.0	NOQS-0003	NOQS-1503	NOQS-2503	NOQS-4003
3.5	NOQS-0003.5	NOQS-1503.5	NOQS-2503.5	NOQS-4003.5
4.0	NOQS-0004	NOQS-1504	NOQS-2504	NOQS-4004
4.5	NOQS-0004.5	NOQS-1504.5	NOQS-2504.5	NOQS-4004.5
5.0	NOQS-0005	NOQS-1505	NOQS-2505	NOQS-4005
5.5	NOQS-0005.5	NOQS-1505.5	NOQS-2505.5	NOQS-4005.5
6.0	NOQS-0006	NOQS-1506	NOQS-2506	NOQS-4006
6.5	NOQS-0006.5	NOQS-1506.5	NOQS-2506.5	NOQS-4006.5
7.0	NOQS-0007	NOQS-1507	NOQS-2507	NOQS-4007
7.5	NOQS-0007.5	NOQS-1507.5	NOQS-2507.5	NOQS-4007.5
8.0	NOQS-0008	NOQS-1508	NOQS-2508	NOQS-4008
8.5	NOQS-0008.5	NOQS-1508.5	NOQS-2508.5	NOQS-4008.5
9.0	NOQS-0009	NOQS-1509	NOQS-2509	NOQS-4009
10	NOQS-0010	NOQS-1510	NOQS-2510	NOQS-4010

HIGH PRESSURE, SCREW-IN

SIZE	0°	15°	25°	40°
2.0	NOS-0002	NOS-1502	NOS-2502	NOS-4002
2.5	NOS-0002.5	NOS-1502.5	NOS-2502.5	NOS-4002.5
3.0	NOS-0003	NOS-1503	NOS-2503	NOS-4003
3.5	N/A	NOS-1503.5	NOS-2503.5	NOS-4003.5
4.0	NOS-0004	NOS-1504	NOS-2504	NOS-4004
4.5	NOS-0004.5	NOS-1504.5	NOS-2504.5	NOS-4004.5
5.0	NOS-0005	NOS-1505	NOS-2505	NOS-4005
5.5	NOS-0005.5	NOS-1505.5	NOS-2505.5	NOS-4005.5
6.0	NOS-0006	NOS-1506	NOS-2506	NOS-4006
6.5	NOS-0006.5	NOS-1506.5	NOS-2506.5	NOS-4006.5
7.0	NOS-0007	NOS-1507	NOS-2507	NOS-4007
7.5	NOS-0007.5	NOS-1507.5	NOS-2507.5	NOS-4007.5
8.0	NOS-0008	NOS-1508	NOS-2508	NOS-4008
8.5	NOS-0008.5	NOS-1508.5	NOS-2508.5	NOS-4008.5
9.0	NOS-0009	NOS-1509	NOS-2509	NOS-4009
10	NOS-0010	NOS-1510	NOS-2510	NOS-4010

MOBILE WASHERS REAL WORLD NOZZLE SIZING

These 3 are typically Direct Drive Pumps that bolt directly to the engine and rotate the same RPM's as the engine rotates. So if the engine is rotating at 3400 RPM's so is the pump.

If you have a...	...and want to get...	...you will need a...	...and will need at least a...
4.0 GPM Pump	3500 PSI	4.0 Nozzle Size	13 HP Engine
4.0 GPM Pump	4000 PSI	4.0 Nozzle Size	15 HP Engine
4.5 GPM Pump	3200 PSI	5.0 Nozzle Size	13 HP Engine

All of the pumps from here on down will rotate by means of a V-Belt that attaches the pump pulley and to the engine pulley or by means of a Gear Box/Gear Reducer that is bolted to the pump and then bolted directly to the engine.

Gear Reducers are always the preferred method of mounting a pump. Where a Direct Drive Pump will turn at the same RPM's as the engine the Gear Reduced pump will turn at less than 1/2 the RPM's of the engine because of the way the two internal gears are sized. This is typical of what you would find in an automobile. If the rear wheels on a automobile were turning the same RPM's as the engine we would all be setting land speed records daily. A large gear meshed with a smaller gear allows us to obtain maximum horsepower from the engine while turning the pump (or rear wheels on the car) slower - thus extending pump life.

If you have a...	...and want to get...	...you will need a...	...and will need at least a...
5.0 GPM Pump	2900 PSI	5.5 Nozzle Size	13 HP Engine
5.0 GPM Pump	3500 PSI	5.5 Nozzle Size	16 HP Engine
5.0 GPM Pump	5000 PSI	4.5 Nozzle Size	22 HP Engine
5.6 GPM Pump	2500 PSI	7.0 Nozzle Size	13 HP Engine
5.6 GPM Pump	3500 PSI	6.0 Nozzle Size	18 HP Engine
5.6 GPM Pump	4000 PSI	5.5 Nozzle Size	20 HP Engine
8.0 GPM Pump	3000 PSI	9.0 Nozzle Size	22 HP Engine
8.0 GPM Pump	3400 PSI	8.5 Nozzle Size	24 HP Engine
8.6 GPM Pump	3500 PSI	9.0 Nozzle Size	28 HP Engine
10.0 GPM Pump	2000 PSI	15.0 Nozzle Size	18 HP Engine
10.0 GPM Pump	2500 PSI	12.0 Nozzle Size	24 HP Engine
10.0 GPM Pump	3000 PSI	11.0 Nozzle Size	27 HP Engine

The specifications below will all use #15 Nozzles simply because sizes between 12 and 15 and sizes between 15 & 20 are extremely hard to find. Refer to nozzle chart on the previous page.

If you have a...	...and want to get...	...you will need a...	...and will need at least a...
11.0 GPM Pump	2000 PSI	15.0 Nozzle Size	20 HP Engine
11.0 GPM Pump	2500 PSI	15.0 Nozzle Size	25 HP Engine
12.0 GPM Pump	2000 PSI	15.0 Nozzle Size	22 HP Engine
12.0 GPM Pump	2500 PSI	15.0 Nozzle Size	27 HP Engine
13.0 GPM Pump	2000 PSI	15.0 Nozzle Size	24 HP Engine
13.0 GPM Pump	2500 PSI	15.0 Nozzle Size	30 HP Engine

EnviroSpec's Technical Library: Spray Nozzles

Nozzles are the last part that the water touches on it's way out of the pressure washer. The spray nozzle is a small simple component that controls how much pressure and water flow is produced. The pump simply moves a certain amount of water. The restriction created at the nozzle is what causes the pressure to develop. If the spray nozzle hole size is so small that the pump can't force the water through it at the pumps rated pressure, then the water flowing from the nozzle is reduced. The unloader valve bypasses the extra water back to the pump. An oversized spray nozzle orifice will allow the flow of almost all the water from the pump at a reduced pressure. The way to obtain the most cleaning power from a machine is to closely match the spray nozzle orifice size to the flow and pressure ratings of the pump. Spray nozzles are manufactured with various fan spray patterns.

These nozzles are used with downstream chemical injection to provide chemical. They are available in either threaded or quick connect styles. The most common orifice sizes used for chemical nozzles are 30, 40, or 50. The large orifice size decreases the pressure created by the equipment. A wide fan pattern is usually desired with a chemical nozzle to provide quick and even surface coverage. The threaded nozzles can be used with a variety of nozzle holders or with a dual lance. This enables the equipment operator to switch from low-pressure chemical to high-pressure washing with clear water without having to return to the equipment. When using quick connect nozzles, switching the high-pressure nozzle with the chemical nozzle provides the same ability.

The pressure created by the nozzle is created at the nozzle itself. As soon as the water stream starts to travel away from the nozzle the pressure drops rapidly. The force of the spray on a surface demonstrates this. Rarely is a nozzle held right up to the surface. Doing so can damage many surfaces. Generally a range of distance between four and ten inches seems to be the practical washing zone. A distance of over ten inches away from the surface generally is used for rinsing because at this distance the spray has very little impact. The most important factor governing how far from the surface the nozzle should be is the lack of damage to the surface combined with the cleaning result. On some wash jobs, a good example is house siding, you want to be a good cleaning distance, and at the same distance have the fan pattern hit on the top and the bottom of the clapboard. Depending on the distance required to obtain the desired cleaning result, the degree of fan can be changed so it impacts the area you desire.

Nozzles are marked to indicate both orifice size and the degree of fan. Nozzles sometimes have the information stamped into the surface, and some nozzles have the information laser printed on the surface. Both methods of identification can wear off with use. Manufacturers add numbers and letters around the real information, but once you know how to pick out the real information it becomes easy to understand. First look for the degree of fan. After the degree of fan the orifice size will be listed. Orifice sizes less than ten will have a zero in front of them. Half sizes will have a decimal point with two numbers, like 6.5.


The best way to adjust the pressure produced by a pressure washer is by increasing or decreasing the nozzle orifice size. It is important to know how to use a nozzle chart to accomplish this. On a standard nozzle chart, the top column that runs left to right is the pressure that you want to obtain. The left column top to bottom is the nozzle orifice size designation. The top to bottom column next to the orifice size column indicates the actual orifice measurement. The numbers in the shaded boxes all indicate gallons per minute of flow. The nozzle orifice size designation is obtained by the flow of water that goes through that hole size at 4000 PSI. So if you look at a nozzle chart the gallons per minute shown under the 4000 PSI column always is the same as the nozzle orifice size designation. When the water pressure is reduced below 4000 PSI, less water goes through the nozzle per minute. Pressures over 4000 PSI force more water through the nozzle each minute. Because of these facts, the nozzle chart becomes necessary. Using different nozzle orifice sizes to change pressure is better than adjusting the unloader valve. When the unloader valve is adjusted to lower the pressure the gallon per minute flow is also reduced. The flow is very important when working. Flow enables the operator to apply detergent, wash, and rinse at peak speed. Reducing the flow from four to three gallons per minute will increase cleaning time on average by 25%. In other words, a typical four hour job will now take five hours.

Industry standard for the thread size on spray nozzles is 1/4". They fit into the industry standard 1/4" trigger gun outlet port. They have NPT (national pipe thread). This type of thread gets tighter as it is threaded into another component. This is done to help seal the connection. Some accessories require 1/8" threaded nozzles, duct cleaners and some surface cleaners for example.

The most commonly used fan patterns are 0, 15, 25, 40, and 65 degrees. The higher the number of the fan, the wider the fan pattern is. A zero degree nozzle sprays in a pencil point pattern, which is a straight stream. This pattern yields the greatest surface impact. Unfortunately it isn't very practical for most wash applications because it covers such a small area. The practical answer when using a zero degree nozzle is the rotating nozzle. The characteristics of a fifteen-degree fan pattern are a tight fan pattern with excellent surface impact. The edges of the fan, because they end so sharply on the surface, sometimes make blending the cleaning result uniformly very difficult. A twenty-five degree of fan is the most popular. It is wider than fifteen-degree, making it easier to wash most common surfaces. The forty-degree of fan is also popular, it is a wider fan and the edges don't have as sharp an impact on the surface. This makes blending on the surface easier, which yields an even result on the wash surface. The down side of wider fan patterns is the spreading out of the surface impact. A sixty-five degree fan pattern is not popular for high pressure washing because the impact is too diffused for most work. This fan pattern is commonly acknowledged to be best for detergent application. The wide fan allows for rapid surface coverage.

If you think this is great information you should visit our web site and take a look at our technical library. While you are there take a look at our favorite charities.


Stainless Steel & Brass Soap Nozzles



PART #	DESCRIPTION
1870	BRASS NOZZLE - Screw-In, 25°, 30
1871	BRASS NOZZLE - Screw-In, 25°, 40
1872	BRASS NOZZLE - Screw-In, 25°, 50
1873	BRASS NOZZLE - Screw-In, 40°, 30
1874	BRASS NOZZLE - Screw-In, 40°, 40
1875	BRASS NOZZLE - Screw-In, 40°, 50
1876	BRASS NOZZLE - Screw-In, 65°, 40
1877	BRASS NOZZLE - Quick Connect, 65°, 40
SSN-0030	STAINLESS NOZZLE - Screw-In, 0°, 30
SSN-0050	STAINLESS NOZZLE - Screw-In, 0°, 50
SSN-0060	STAINLESS NOZZLE - Screw-In, 0°, 60
SSN-1515	STAINLESS NOZZLE - Screw-In, 15°, 15
SSN-1520	STAINLESS NOZZLE - Screw-In, 15°, 20
SSN-1525	STAINLESS NOZZLE - Screw-In, 15°, 25
SSN-1535	STAINLESS NOZZLE - Screw-In, 15°, 35
SSN-2515	STAINLESS NOZZLE - Screw-In, 25°, 15
SSN-2540	STAINLESS NOZZLE - Screw-In, 25°, 40
SSN-2550	STAINLESS NOZZLE - Screw-In, 25°, 50

Nozzle Clean-Out Tool

Brass or Plastic



Quick Connect to Pressure Washer frame for safe keeping!

PART #	DESCRIPTION
1878	CLEAN-OUT TOOL BRASS
1879	CLEAN-OUT TOOL PLASTIC

General Hi-Lo Nozzle

"Push" for Soap - "Pull" for Pressure



PSI: 4,100 PSI
TEMP: 195° F

Hi-Lo settings allow for both cleaning and chem applications

PART #	DESCRIPTION
4002	2.0 NOZZLE SIZE (Light Green)
4003	2.5 NOZZLE SIZE (Pink)
4004	3.0 NOZZLE SIZE (White)
1292	3.5 NOZZLE SIZE (BROWN)
1293	4.0 NOZZLE SIZE (YELLOW)
1294	4.5 NOZZLE SIZE (BLUE)
1295	5.0 NOZZLE SIZE (PURPLE)
1296	5.5 NOZZLE SIZE (RED)
1297	6.0 NOZZLE SIZE (GREEN)
1299	7.0 NOZZLE SIZE (ORANGE)
1300	8.0 NOZZLE SIZE (GREY)

Dirt Killer Hi-Lo Nozzle



PSI: 4,300 PSI
TEMP: 195° F

"PUSH" for Soap
"PULL" for Pressure

Hi-Lo settings allow for both cleaning and chem applications

PART #	DESCRIPTION
1686	VAIRO-JET - NOZZLE SIZE 4.0
1687	VAIRO-JET - NOZZLE SIZE 4.5
1688	VAIRO-JET - NOZZLE SIZE 5.5

MTM DuraJet Nozzle

"Push" for Soap
"Pull" for Pressure



PSI: 3,000 PSI
TEMP: 300° F

Hi-Lo settings allow for both cleaning and chem applications

PART #	DESCRIPTION
1602	Push-Pull Nozzle 3.0 White Dot
1603	Push-Pull Nozzle 3.5 Yellow Dot
1604	Push-Pull Nozzle 4.5 Orange Dot
2050	Push-Pull Nozzle 5.0 Red Dot
2051	Push-Pull Nozzle 5.5 Blue Dot
2052	Push-Pull Nozzle 6.5 Black Dot
2053	Push-Pull Nozzle 7.5 Brown Dot
2054	Push-Pull Nozzle 8.0 Green Dot

MTM DuraJet Nozzle

Variable Angle Only



PSI: 3,000 PSI
TEMP: 300° F

Adjust From 0° thru 65°

PART #	DESCRIPTION
2055	Variable Nozzle 3.0 White Dot
2056	Variable Nozzle 3.5 Yellow Dot
2057	Variable Nozzle 4.5 Orange Dot
2058	Variable Nozzle 5.0 Red Dot
2059	Variable Nozzle 5.5 Blue Dot
2060	Variable Nozzle 6.5 Black Dot
2061	Variable Nozzle 7.5 Brown Dot
2062	Variable Nozzle 8.0 Green Dot

Parts Organizer



Parts not included

Great place to store...
Quick Connects, O'rings, Nozzles, Injector Kits
Gun Kits, Ceramic Balls

The Nozzle Keeper

- NEVER lose another nozzle!
- Install your favorite nozzles
- For 3 nozzle set-ups
- Nozzles sold separately



PART #
1827

Nozzle Holder Twist Type

One of our most popular holders

- 1 ea. 1/4" inlet & 2 ea. 1/4" nozzle outlets
- HP nozzle on one side - LP on the other side
- Twist to change nozzle & draw chem

PART #	DESCRIPTION
1275	NOZZLE HOLDER, TWIST TYPE
1276	2 EA TEFLON SEATS FOR #1275



Bolts to any machine

- No more misplaced nozzles!
- Comes complete with grommets & bolts

PART #	DESCRIPTION
1621	COMPLETE HOLDER
1622	REPLACEMENT GROMMET

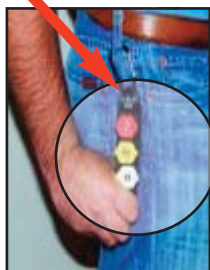
Belt Clip Nozzle Holder



This high density rubber boot holds 4 nozzles securely.

- No more misplaced nozzles!
- Attaches to belt loop

PART #
7780



Allison Dual Nozzle Holder - Ball Type

Now Available with Corrosion Proof Ceramic Ball

NOT MADE IN CHINA!

This is the best in the industry!

- GPM: 12 • PSI: 3,500
- Up to 190 degrees
- 1/4" inlet from lance
- 2 ea. 1/4" outlets accommodates 2 nozzles
- Rotate lance to change to soap nozzle

PART #	DESCRIPTION
1267	Holder with Stainless Steel Ball
1269	Holder with Ceramic Ball
1745	Replacement Ceramic Ball, 13/32



Shown here with optional swivel.

Nozzle Boot

Eliminates Scratched Finishes

PART #
1271

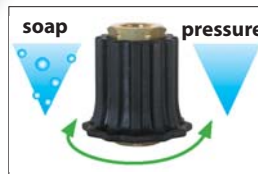


- Install boot on lance and nozzle in boot
- The rubber bumper protects surfaces from being scratched by the nozzle

Nozzle Holder - Shower Type

GPM: 8
PSI: 3,650 PSI

PART #
1274



1/4" inlet from lance
1/4" outlet - accommodates one nozzle.
Twist to reduce pressure to draw chemical.

Nozzle Caddy for Machine

Trombone Dual Nozzle Holder

High Pressure Nozzle goes in the top.

Low Pressure Nozzle goes in the bottom.

When you want low pressure soap simply release the trigger & reach up and pull back on the piston.

Rated to 11 GPM @ 4,000 PSI



PART #
7775

ROTOJET TURBO NOZZLE

#1 Seller in 2003 thru 2008

0° - 25° Nozzle Rotation
Rotates up to 3,000 RPM
High Strength Forged Brass



190° Max Temp
(Shown with optional filter)

Precision ceramic orifice and race

Always start a turbo with nozzle pointed down

Wider pattern for cleaning larger areas such as graffiti removal, concrete floors and side walks, etc.

PART #	PSI	Noz Size	Kit #
1548	3600	3.5	1570
1549	3600	4.0	1571
1550	3600	4.5	1572
1551	3600	5.0	1573
1552	3600	5.5	1574
1553	3600	6.0	1575
1562	4500	4.0	1584
1563	4500	4.5	1585
1564	4500	5.0	1586
1565	4500	5.5	1587
1566	4500	6.0	1588
1567	4500	7.0	1589
1554	5800	4.0	1576
1555	5800	4.5	1577
1556	5800	5.0	1578
1557	5800	5.5	1579
1558	5800	6.0	1580
1559	5800	7.0	1581
1560	5800	8.0	1582
1561	5800	12.0	1583

ROTOMAX

0° - 15° Nozzle Rotation
Rotates up to 3,000 RPM
176° Max Temp



Tighter pattern for cleaning concentrated pollutant such as 'chewing gum'

PART #	PSI	GPM	Kit #
1498	3500	2.1-2.6	1501
1499	3500	2.9-4.0	SAME
1500	3500	4.2-6.0	SAME

SUPER ROTOMAX

0° - 15° Nozzle Rotation
Rotates up to 3,000 RPM
176° Max Temp



5800 PSI

Tighter pattern for cleaning concentrated pollutant such as 'chewing gum'

PART #	PSI	GPM	Kit #
1502	5800	2.0-4.0	1504
1503	5800	4.1-7.0	Same

M-16 Thruster Nozzle



Attaches to end of Lance



Reaches 3-4 stories from the safety of the ground!
Want to go even higher than 3 stories?
Simply connect the thruster to a Telescoping Lance!
Then throw up to 6 stories high!

- Push for Fully Adjustable Soap from 0° to 65°
- Pull Back for Adjustable High Pressure from 0° to 65°

Comes Standard with:

- 50' of Chemical Line
- Premium Stainless/Brass Filter

PART #	DESCRIPTION
1992	THRUSTER WITH 3.5 NOZZLE YELLOW
1994	THRUSTER WITH 4.5 NOZZLE ORANGE
1995	THRUSTER WITH 5.0 NOZZLE RED
1996	THRUSTER WITH 5.5 NOZZLE BLUE
1998	THRUSTER WITH 6.5 NOZZLE BLACK
4100	THRUSTER WITH 7.5 NOZZLE BROWN
2000	THRUSTER WITH 8.0 NOZZLE GREEN
1439	REPAIR KIT FOR INJECTOR BODY

VIPER TURBO

0° - 15° Nozzle Rotation
Up to 3,000 RPM
190° Max Temp



5000 PSI

Tighter pattern for cleaning concentrated pollutant such as 'chewing gum'

PART #	PSI	Noz	Kit #
1505	5000	4.5	1506
1507	5000	5.5	1508

DIRT KILLER TURBOS



3200 PSI	SIZE	KIT
1471	3.0	1476
1472	3.5	1477
1473	4.5	1478
1474	5.5	1479
1475	7.0	1480

4700 PSI	SIZE	KIT
1481	3.5	1489
1482	4.0	1490
1483	4.5	1491
1484	5.5	1492
1485	6.0	1493
1486	7.0	1494
1487	8.0	1495
1488	10.0	1496

TURBO SHIELD

The 'Splatter Shield' attaches to any lance and covers the Turbo Nozzle so harsh chemicals and pressure do not come in contact with delicate surfaces.

For All Turbos
Quickly attaches to lance

PART
1497



THE INDUSTRY'S BEST 'FULL-PATTERN' TURBO!

4000 PSI

M-T-M HYDROJETS

5000 PSI

TURBO	NOZ	KIT
16221	2.5	41374
16222	3.0	41375
16223	3.5	41376
16224	4.0	41377
16225	4.5	41378
16226	5.0	41379
16227	5.5	41380
16228	6.0	41381



TURBO	NOZ	KIT
16284	3.0	41482
16285	3.5	41483
16286	4.0	41484
16287	4.5	41485
16288	5.0	41486
16289	5.5	41487
16290	6.0	41488
16291	6.5	41489
16292	7.0	41490
16293	7.5	41491

PA TURBO NOZZLE



Features spring loaded shock absorption for longer ceramic life.
"Quiet-Run" technology with an 18° pattern

PART #	Permissible PSI	Noz Size	Kit #
2002	5100	3.0	2003
2004	5100	3.5	2005
2006	5100	4.0	2007
2008	5100	4.5	2009
2010	5100	5.0	2011
2012	5100	5.5	2013
2014	5100	6.0	2015
2016	5100	6.5	2017
2018	5100	7.0	2019
2020	5100	8.0	2021

High Pressure Filter for Turbos

Manufacturers will not warranty Turbos if they have been used without a filter



#1510 Shown

PART #	PSI	Configuration
1509	5000	1/4" MPT x 1/4" FPT
1510	5000	1/4" Plug x 1/4" MPT

ALLISON STILETTO TURBO LASER

...cuts like a RAZOR KNIFE at a much higher RPM

THE SHARPEST CUTTING TURBO IN THE INDUSTRY!



With or Without Filter

THE INDUSTRY'S BEST TURBO!

Place the Stiletto Turbo Laser on the end of the lance - pull the trigger and watch the zero degree laser produce a wide cleaning path while rotating as high as 3,500 rpm.

Absolutely nothing in the industry cleans like the...

STILETTO TURBO LASER!

OPERATING PRESSURE 5100 PSI

At 2,000 to 3,000 psi - you'll lift chewing gum from sidewalks, barnacles from boats, remove graffiti & paint, remove concrete from truck bodies and new construction, rust from trailer frames, etc.

At 5,000 (+) psi - you can remove paint from auto bodies and chew through plywood and concrete. *Yes - there is always a reason to own a...*

STILETTO TURBO LASER!

Noz Size	PART # No Filter	PART # w/Filter	Kit #
3.0	1965N	1965FN	1966N
3.5	1967N	1967FN	1968N
4.0	1969N	1969FN	1970N
4.5	1971N	1971FN	1972N
5.0	1973N	1973FN	1974N
5.5	1975N	1975FN	1976N
6.0	1977N	1977FN	1978N
6.5	1979N	1979FN	1980N
7.5	1981N	1981FN	1982N

Tighter pattern for cleaning concentrated pollutant such as chewing gun, paint removal, tar, bugs, etc.



TINGLEY GREEN CHEMICAL RESISTANT

The time tested Tingley rain gear have served mobile washers well for decades. This gear will not fail you when you need it most. The rain gear is light weight, comfortable and warm. It keeps you dry and stays flexible in all temperatures. When it's cold, wear a few layers underneath and you can go all day.

**JACKET
GREEN CHEMICAL RESISTANT**

- #7280M Medium
- #7280L Large
- #7280XL X-Large
- #7280XXL XX-Large

**OVERALL
GREEN CHEMICAL RESISTANT**

- #7281M Medium
- #7281L Large
- #7281XL X-Large
- #7281XXL XX-Large

TINGLEY PREMIUM BOOTS

These boots are so comfortable you can work long days without discomfort. They keep your feet warm and dry. Steel toes protect your toes from unfortunate drops and crushing. They are chemical resistant, have an aggressive tread to keep you on your feet, and they have removable insoles so things stay pleasant inside, day after day. They are stylish and ready for anything. Once you work in these you will never go back.



- #7290 Size 9
- #7210 Size 10
- #7211 Size 11
- #7212 Size 12

TINGLEY CLASSIC YELLOW RAIN GEAR

This is quality raingear at an attractive price. Quality & value is what this gear is all about. It holds up to the harshest conditions.

JACKET - YELLOW

- #7282M Medium
- #7282L Large
- #7282XL X-Large
- #7282XXL XX-Large



OVERALL - YELLOW

- #7283M Medium
- #7283L Large
- #7283XL X-Large
- #7283XXL XX-Large

TINGLEY ECONOMY BOOTS

The time tested Tingley boots have served mobile washers well for decades. Tingley's economy boot provides a good waterproof boot at a very reasonable price. It is available with a plain toe or a steel toe. They keep your feet warm and dry. They are resistant to fats and caustics. They have removable insoles so things stay pleasant inside, day after day.

PLAIN TOE

- #7090 Size 9
- #7010 Size 10
- #7011 Size 11
- #7012 Size 12

STEEL TOE

- #8090 Size 9
- #8010 Size 10
- #8011 Size 11
- #8012 Size 12



SAFETY REFLECTIVE RAIN GEAR

When you are working in areas where traffic is a concern, the reflective rain gear could very well be a life saver. The rain gear is comfortable and warm. They stay flexible in all temperatures. They are chemical resistant. Did I mention it keeps you clean underneath too? Strip it off, wash your hands, and you are ready for a night on the town. Buy a jacket and overalls for complete and matching protection. Complete your protective package with genuine Tingley waterproof boots.



OVERALLS

- #7285M Medium
- #7285L Large
- #7285XL X-Large
- #7285XXL XI-Large



JACKET

- #7284M Medium
- #7284L Large
- #7284XL X-Large
- #7284XXL XI-Large



PANTS

- #P23122M Medium
- #P23122L Large
- #P23122XL X-Large
- #P23122XXL XI-Large

OUTDOOR GEAR


RUGGED



- S75029 • Orange / S75022 • Lime**
- Short Sleeve
 - Birds Eye Polyester
 - 2" Silver Reflective Tape
 - 1 Pocket
 - Sizes S-5X



- S75522 • Lime**
- Long Sleeve
 - Birds Eye Polyester
 - 2" Silver Reflective Tape
 - 1 Pocket
 - Sizes S-5X



Birds Eye Polyester - Moisture Management Fabric Wicks Perspiration Away from the Body to Keep You Cooler and More Comfortable.



SHIRTS

- Part #
- S75522 - N/A
- S75029 - N/A
- S75022-S
- S75022-M
- S75022-L
- S75022-XL
- S75022-XXL
- S75022-XXXL
- S78029 - N/A
- S78022-S
- S78022-M
- S78022-L
- S78022-XL
- S78022-XXL
- S78022-XXXL
- S78122-S
- S78122-M
- S78122-L
- S78122-XL
- S78122-XXL
- S78122-XXXL
- S78129 - N/A

Class 3 Sweatshirts



- S78029 • Orange**
S78022 • Lime
- Crew Neck
 - Polyester
 - 2" Silver Reflective Tape
 - 1 Pouch Pocket
 - Sizes S-5X



- S78122 • Lime**
S78129 • Orange
- Hooded
 - Polyester
 - 2" Silver Reflective Tape
 - Zipper Closure
 - 2 Pockets
 - Sizes S-5X



Size Small Sweatshirts Have Fluorescent Color Pockets to Meet ANSI 107 Requirements.

Visit our 'HOW TO...' and 'TECHNICAL' WEB SITE
<http://www.envirospec.com>
 and learn how the Pro's do it!

1-800-346-4876



SAFETY VEST



VEST

Part #
 V71622-SM
 V71622-LXL
 V71622-2X3X

- V71622 • Lime
- Polyester Solid
- 2" Silver Reflective Tape
- Hook & Loop Closure
- 2 Interior Pockets
- Sizes S/M, L/XL, 2X/3X, 4X/5X

Roof & Ice Walkers

High quality, easy to put over boots. These walkers provide fantastic traction. Don't risk a fall, keep these on your truck for use in slippery conditions.



Unique 360° spike pattern provides more push off and lateral grip. The replaceable Ice Diamond™ carbide spikes are integrated into the new open/close split rubber tread for ultimate traction.

PART #	SIZE
1683	4-7 SHOE
1684	7-10 SHOE
1685	10-14 SHOE

VEST

Part #
 V70722-SM
 V70722-LXL
 V70722-2X3X



- V70722 • Lime
- Polyester Mesh
- 2" Silver Reflective Tape
- Hook & Loop Closure
- 2 Interior Pockets
- Sizes S/M, L/XL, 2X/3X, 4X/5X

JACKETS



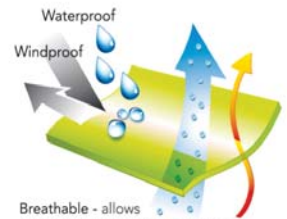
Protective Apron
 A41008



Protective Sleeves
 S41108

ICON 3.1™ Premium Insulated All Season Outerwear

Jacket J24172 • Lime
 Class 3 • All the Premium Features of the Icon™ plus a Removable 300 Gram Insulating Fleece Liner with 2 Slash Pockets, Zippers and Adjustable Elastic Drawcord • Sizes S-5X



Breathable - allows moisture vapor and heat to escape

Breathable to ASTM E96

ICON 3.1

Part #
 J24172-S
 J24172-M
 J24172-L
 J24172-XL
 J24172-XXL



Beckett Nozzle Gauge

This gauge is used to set the proper electrode gap on Beckett Burners.

- Remove Burner from Coil Assembly
- Butt the gauge up against the Burner Nozzle and set electrodes

PART #	PRICE
4501	FREE

Resettable Fuses & Warning Lights



- Use 10 AMPs for flow, pressure, vac, hi-limit switches & thermostats
- Use 30 AMP for Burner Motors, On/Off

PART #	ALL CIRCUIT BREAKERS	\$8.04	Less 10% BB*
1741	10 AMP Circuit Breaker		
1742	15 AMP Circuit Breaker		

Burner Fuel Pump Pressure Gauge



- Fuel pumps run between 100 & 150 PSI
- Comes ready to mount with a 2 1/2" x 1/8" pipe

PART #	DESCRIPTION / PRICE	Less 10% BB*
1128	200 PSI GAUGE/TESTER	\$6.62

CHEK-MATE Transformer/Igniter Tester



- No more guessing!
- Simply touch the two electrodes and if the light comes on the unit is working properly.

PART #	PRICE	Less 10% BB*
1947	\$60.88	



Less 10% BB*

PART #	ALL LIGHTS	\$16.43
5796	Blue	12V
5797	Red	12V
5798	Yellow	12V
5790	Blue	115V
5791	Red	115V
5792	Yellow	115V

BURNER/COIL SOOT REMOVER



Cleans burner tips, improves burner efficiency, delivers more heat from less fuel and combats the formation of sludge and gum deposits in the fuel tank, line and filter.

NOTE:	PART #	DESCRIPTION / PRICE
This product can not ship 'AIR'	6998	1 PINT \$11.12 Less 10% BB*
	6999	1 QUART \$19.17 Less 10% BB*

NEED A COIL or Coil Replacement Parts

We can match-up any coil you are trying to replace.

- We build them better than original equipment
- Custom Coil Available for those exotic projects we can all come up with.

BURNER NOZZLE WRENCH

Problems with the small openings on flame-retention air swirlers? Delavan solves the problem with the 2-in-1-nozzle changer. Snap off the outer socket and use the inner socket to remove or install the nozzle. For normal openings, keep the outer socket intact and use as a standard nozzle changer



PART #	Less 10% BB*
34478	\$49.95

BURNER NOZZLES



PART #	DESCRIPTION / PRICE
1379	BURNER NOZZLE, 1.00
1380	BURNER NOZZLE, 1.25
1381	BURNER NOZZLE, 1.50
1382	BURNER NOZZLE, 1.75
1383	BURNER NOZZLE, 2.00
1384	BURNER NOZZLE, 2.25
1385	BURNER NOZZLE, 2.50
1386	BURNER NOZZLE, 2.75
1387	BURNER NOZZLE, 3.00



COIL INSULATION BLANKET

- Coil wraps need special insulation
- This is enough to do one coil
- You should always keep a spare wrap on hand because it is doubtful that you will find it locally in case of an emergency

PART #
1037

Coil Blow Out Valve



PART #
1074

- Install on inlet side of pump
- Use air pressure to blow water out of the system to prevent freezing.

Our #1 Selling Thermostats!

CONTRACTOR 'CRT SERIES' THERMOSTATS:



Typical thermostats have a 'dead-band' that ranges anywhere from 30-50 degrees. The 'dead-band' is the amount that the temperature of water must drop before the thermostat allows the burner to come back on. For example: You are washing a surface and you have the typical thermostat set to 180 degrees. The water reaches 180 and then the thermostat shuts down the fuel to the burner. The water then starts to cool and continues to do so until it reaches approximately 140-150 degrees.

At this point the thermostat resets itself and allows the burner to come back on. This cycle can take minutes which means that during this time you are cleaning the surface with a substantial temperature variable. This is not an ideal cleaning environment for professionals simply because detergents react differently at different temperatures and surfaces clean differently at different temperatures. The new CRT Series of thermostats from EnviroSpec have a quick response 'dead-band' of less than 8 degrees that produces 'stable' chemical and an 'even-clean' all the time. ECRT thermostats can be purchased in either 160 or 200 degree presets. They are rated for 1-million cycles and make the typical 'panel-dial' thermostats somewhat old technology. Remember, when using detergents anything above 160 degrees begins to breakdown the cleaning performance of most chemicals.

PART #C160-44 - holds at 160°F

PART #C200-44 - holds at 200°F

Adjustable Thermostats

- Mounts on discharge side of heating coil
- Interchanges with all in-line thermostats
- Temp range 60°F to 230°F

PART #
1426



Adjustable Thermostats

- Panel Mount
- Adjustable
- Rated to 3,500 PSI
- Super quick response



PART # DESCRIPTION

1422 PREMIUM THERMOSTAT 302 DEGREES

1425 PREMIUM THERMOSTAT 194 DEGREES

Industrial Flow Switch



PART # DESCRIPTION

1369 FLOW SWITCH, TMT, 12 GPM

2272 PHOENIX, RATED TO 18 GPM

• Both are rated to 5,000

"On/Off" Burner Switch

- On / Off positioning
- Rated to 50 Amps @ 12 Volts



PART #
1388

Hi-Limit Safety Burner Shut Down

- Comes with 36" lead



PART # DESCRIPTION

1107 HI LIMIT SWITCH WITH LEAD

Pressure Switch

PREMIUM SERIES FOR PROFESSIONAL EQUIPMENT

- Rated to 250V, 15 amps & 190°F



PART # DESCRIPTION

1370 PRESSURE SWITCH, 3,650 PSI, 1/4" MPT

1371 PRESSURE SWITCH, 3,650 PSI, 3/8" MPT

1372 PRESSURE SWITCH, 6,500 PSI, 1/4" MPT

Flow Switch

- Tungsten contact reed switch
- Viton seals
- Rated to 4,400 PSI
- For solenoid control only



PART # DESCRIPTION

1367 VERTICAL MOUNT ONLY

1368 VERTICAL OR HORIZONTAL

Vac Switch

- Installs on the inlet side of the pump
- 1/4" FPT connector
- Heavy duty 16 Amp contact
- 140°F maximum water temperature




PART # DESCRIPTION

1373 VACUUM SWITCH, FOR GAS ENGINES

1374 VACUUM SWITCH, FOR ELECTRIC MOTORS

Transformers & Igniters



PART # DESCRIPTION

- 1405 12V IGNITOR FOR ALL BECKETT & WAYNE
This is the Igniter only. Simply remove old igniter from existing plate and replace with new
- 1406 TRANSFORMER FOR 120V 'A' BECKETT Old Style
- 1407 TRANSFORMER FOR 230V 'A' SERIES BECKETT
- 1408 TRANSFORMER FOR 230V 'S' SERIES BECKETT
- 1409 TRANSFORMER FOR 120V 'A' BECKETT SMALL VERSION - See 1406 for old style
- 1376 TRANSFORMER, WAYNE, 120V SIDE HINGE
- 1377 TRANSFORMER, WAYNE, 120V, BACK HINGE
- 1378 TRANSFORMER, WAYNE, 230V, SIDE HINGE

Fuel Solenoid



Fits Suntec

PART # DESCRIPTION

- 1418 SUNTEC 120 VOLT
- 1417 SUNTEC 12 VOLT

PREMIUM BECKETT FUEL PUMPS

- Fits both Beckett & Wayne
- Solenoid Included



PART # DESCRIPTION

- 1397 BECKETT WITH 115 VOLT SOLENOID
- 1398 BECKETT WITH 12 VOLT SOLENOID
- 1396 KIT FOR BECKET SOLENOID, 12 VOLT
- 1395 KIT FOR BECKETT 115V SOLENOID
- 1399 7116 SERIES SUNTEC FUEL PUMP

Burner Motors

These motors fit both Beckett and Wayne Burners



PART # DESCRIPTION


- 1410 3450 RPM, 1/7 HP, 115V (2456U)
- 1411 3450 RPM, 1/5 HP, 115V (2900U)
- 1412 3450 RPM, 1/6 HP, 13.5V (21699U)
- 1413 3450 RPM, 1/4 HP, 12V (21539)
- 1414 3450 RPM, 1/4 HP, 115/240V (21344)
- 1415 3450 RPM, 1/4 HP, 240V (2899)

Beckett & Wayne Burner Parts

PART # DESCRIPTION

- 1350 Universal Burner to Coil Gasket
- 1217 Blower Wheel, Beckett SF - SM 5-3/4D x 3-7/16W
- 1312 Blower Wheel, Beckett AFG 4-1/4 x 2-7/16
- 1197 Blower Wheel, Beckett ADC 5-3/4D x 3-7/16W
- 1261 Blower Wheel, Beckett SR 6-1/4D x 3-7/16W
- 1199 Blower Wheel, Beckett SDC 5-3/4D x 3-7/16W
- 1170 Blower Wheel, Wayne 5-3/16 x 3-7/16
- 1201 Blower Wheel, Wayne 6-1/4 x 4-3/16
- 1171 Blower Wheel, Wayne 4-1/4 x 3-1/8
- 1277 Blower Wheel to Pump Coupling Beckett SM - SF
- 1278 Blower Wheel to Pump Coupling Beckett AFG
- 1198 Blower Wheel to Pump Coupling Beckett ADC
- 1200 Blower Wheel to Pump Coupling Beckett SDC

Burner Tune-Up Kits



- Beckett kit is electrodes and set gauge only
- Wayne kit includes electrodes, coupling, gauge & fuel line

PART # DESCRIPTION

- 1416 TUNE UP KIT BECKETT
- 1389 WAYNE TUNE-UP KIT

Racor Fuel Filter Water Separator



PART # DESCRIPTION

- 1419 Complete Unit/Filter
- 1420 Replacement Filter

M-T-M Fuel/Water Separator

- Water settles to the bottom of the bowl instead of passing to the burner
- When water is visible simply "twist" open the bottom 'dump' valve
- Water is much more visible in this filter than it is with the RACOR & is less expensive!



PART # DESCRIPTION / PRICE Less 10% BB*

- 1794 FUEL/WATER SEPARATOR, REPLACES RACOR \$33.56
- 1793 FILTER ELEMENT \$15.60

BECKETT BURNERS

Beckett Burners have been the industry standard for many years.

- You will find them easy install.
- The burners you purchase from EnviroSpec are made especially for us and to our specifications



**The longest lasting,
most trouble free burners
in the Industry!**

PART # DESCRIPTION

- 1390 12Volt ADC - for Washers up to 6 GPM
- 1391 12 Volt SDC - for Washers over 6 GPM
- 1393 115 Volt AFG -for Washers up to 6 GPM
- 1394 115 Volt SF - for Washers over 6 GPM

IT TAKES EVERYONE ELSE 1-2 HOURS TO DIAGNOSE A BURNER PROBLEM.



IT TAKES US 3-SECONDS!



#LBX30015

Patent Pending

Allison Burner Diagnostic Center

If burner fails to come on you must first listen to see if you can hear the burner motor/fan turning. If you can then you know you have power. With the trigger gun open to allow water to pass through follow these instructions.

- Press BLUE button. If burner ignites replace either the flow switch (#1369) or the pressure switch (#1370 for 1/4" or #1371 for 3/8")
Still no ignition after pressing button? Move on to Green Button.
- Press GREEN button. If burner ignites replace the thermostat (Dial type #1422 or Fixed 160° #C160-44 or Fixed 200° #C200-44)
Still no ignition after pressing button? Move on to Red Button.
- Press RED button. If burner ignites replace the Hi-Limit Switch (#1107)

Still no ignition? Look at the fuel pump pressure gauge and make sure the pressure is up to 150 psi. If you do not see any pressure chances are that you have a bad fuel pump and/or solenoid. Replace with #1397 for 115 Volt or #1398 for 12 Volt)

Still no ignition? Using a Check-Mate ignition tester (#1947) check to see if the transformer/igniter is producing spark. If not replace transformer/igniter

1-912-487-1778 <http://www.envirospec.com>

GAS & DIESEL ENGINES

Engines and Equipment in this catalog that is powered by a Gas Engine is shipped on a 'U-Pay the Freight' Basis and does not qualify for any additional programs

	Part #	MFG	Fuel	
7.0	CS7T	KOHLER	Gas	3/4" Shaft, w/Muffler
14.0	K014	KOHLER	Gas	1" Shaft, w/Muffler
14.0	K014ES	KOHLER	Gas	Same as K14 + Electric Start
18.0	1829	KOHLER	Gas	1" Shaft with Muffler, 20 AMP
18.0	1732	VANGUARD	Gas	1" Shaft with Muffler, 20 AMP
18.9	3TNM68	YANMAR	Diesel	Control Panel & PTO Included
20.0	SUB20	SUBARU	Gas	1" Shaft with Muffler, 30 AMP
24.5	WG752B	KUBOTA	Gas	Control Panel & PTO Included
24.8	D1105B	KUBOTA	Diesel	Control Panel & PTO Included
25.0	SUB25	SUBARU	Gas	1-1/8" Shaft, Muffler, 30 AMP
25.0	3TNV76CSA	YANMAR	Diesel	Control Panel & PTO Included
26.0	K026D	KOHLER	Diesel	1-1/8" Shaft, with Controls, 45 AMP**
30.0	1834	KOHLER	Gas	1-1/8" Shaft, Muffler, 25 AMP
35.0	K035D	KOHLER	Diesel	1-1/8" Shaft, with Controls, 45 AMP**
36.0	3TNV88BDSA	YANMAR	Diesel	Control Panel & PTO Included
40.0	1836	KOHLER	Gas	1-1/8 Shaft, Muffler, 25 AMP
44.2	V1505TB	KUBOTA	Diesel	Turbo, Control Panel & PTO Included
48.1	V2203MB	KUBOTA	Diesel	Control Panel & PTO Included
59.0	V2403MT	KUBOTA	Diesel	Turbo, Control Panel & PTO Included
66.8	V3600EB	KUBOTA	Diesel	Control Panel & PTO Included
66.0	V2607T	KUBOTA	Diesel	Turbo, Control Panel & PTO Included
74.3	V3307TB	KUBOTA	Diesel	Turbo, Control Panel & PTO Included


KOHLER



BRIGGS & STRATTON



SUBARU



YANMAR

MUFFLERS

1279	Kohler, 18-22 HP, Top Mount, Oil Filter Side
1280	Kohler, 18-22 HP, Top Mount, Starter Side
1282	Kohler, 18-22 HP, Low Mount, Oil Filter Side
1281	Kohler, 18-22 HP, Low Mount, Starter Side
1283	Kohler, 25-30 HP, Top Mount, Oil Filter Side
1284	Kohler, 25-30 HP, Top Mount, Starter Side
1286	Kohler, 25-27 HP, Low Mount, Oil Filter Side
1285	Kohler, 25-27 HP, Low Mount, Starter Side
2340	Kohler, 28 Water Cooled, Oil Filter Side



Kubota



KOHLER

REPLACEMENT PARTS



- PART # DESCRIPTION
- 30334 Air Cleaner Cover, GX340, 390
- 1613 Air Filter GC160
- 1614 Air Filter GX160-200
- 1615 Air Filter GX240,-270
- 1616 Air Filter GX340-390
- 49915 Carburator, GX340
- 50637 Carburator, GX390
- 49912 Carburator Float, GX340-390
- 49997 Carburator Needle Valve, GX240, 270, 340, 390
- 07319 Fuel Cap, GX390
- 07600 Fuel Tank, GX160
- 07601 Fuel Tank, GX240
- 07602 Fuel Tank, GX390
- 50418 Gasket Set, Complete, GX340
- 50419 Gasket Set, Complete, GX390
- 33521 Ignition Coil, GX240, 270, 340 & 390
- 35036 Muffler w/Heat Shield, GX340-390
- 35043 Muffler Heat Shield Only, GX240
- 35044 Muffler Heat Shield Only, GX340-390
- 35045 Muffler Pipe, GX240, GX340, GX390
- 33542 Oil Alert Diode Assy, GX160-390
- 33540 Oil Alert Sensor, GX240-390
- 1619 Oil Dip Stick, GS260 & GX390
- 1620 Oil Dip Stick, GC135 & GX200
- 1617 Oil Filters, GX620 thru 690
- 33013 On/Off Switch
- 31910 Recoil Starter Handle
- 31060 Recoil Starter Assembly, GX340-390-610-620
- 31059 Recoil Starter Assembly (Old Style), GX340
- 31049 Recoil Starter Assembly, GX240-270
- 1618 Sprak Plug, GC & GX 4HP thru 13 HP



Paper Funnels ★ NEW

• For Pumps, Engines & Gear Reducers

Use them once and throw them away!

PART #	CAPACITY / QTY PER PAK
686790	32 oz. / 36 Count
686791	8.5 oz. / 36 Count

12 Volt Burner Relay

Most 12 Volt Burner failures come as a result of the tremendous spiking that occurs when the burner cycles between on and off.

This relay comes with easy to install instructions. It acts as a "shock absorber" as this erratic electricity passes from the battery to the burner. The installation of either of these relays virtually eliminates 12V burner problems.



#2039

WINCO GENERATOR

- 2,000 watt, 120 volt, 3,600 RPM
- Rotates in either direction
- 3 carbon brushes
- Dual sealed permanent bearing
- Units require approx. 4-5 horsepower



- | PART # | DESCRIPTION |
|--------|---|
| 1434 | 2,000 WATTS WINCO GENERATOR |
| 1435 | BRUSH (3 REQUIRED) FOR 2000 WATT #1434 |
| 1436 | RECEPTACLE (2 REQUIRED) FOR 2000 WATT #1434 |
| 1437 | RECTIFIER (1 REQUIRED) FOR 2000 WATT #1434 |

Kohler Engine Parts

PART #	Description
1837	Long oil filter / Pro Series
1838	Short oil filter / Pro Series
1839	Fuel filter
1840	Air filter/Pre-Cleaner fits CH-25 & CH-27
1841	Pre-cleaner fits CH-25 & CH-27
1842	Air filter/Pre-Cleaner, CH-18, CH-20, CH-22
1843	Pre-cleaner fits CH-18, 20 & 22
3932	Donalson Air Filter for Our 28 WC, 30 & 38
3933	Donalson Safety Filter for 3932 above
4701	Spark Plug Kohler Kohler 7 HP
4702	Spark Plug Kohler 14 & 18 & Vanguard 18
4703	Spark Plug Kohler 22, 25, 27, 28 & 30 HP
4704	Spark Plug Kohler 40 HP
4705	Spark Plug Kohler Agis Liquid Cooled



Key-Way Stock Premium

- 1/4" key stock for engine shafts
- Super Hard



PART #3777

- Heat treated for longer life and higher horsepowers

- **A MUST** for gear drive systems

NEW FROM KOHLER

Each kit has 2 quarts of oil, oil filter, air filter, pre-cleaner, fuel filter, and 2 spark plugs



Complete Maintenance Kit



Change Oil...
Engines 50 hrs.
Pumps 500 hrs.
Gear Box 500 hrs.

6440 KIT Fits 18 HP bought from EnviroSpec

6441 KIT Fits all Kohlers 22 HP through 30 HP

Briggs Filters

PART #	Description
1733	Vanguard Pre-cleaner
1734	Vanguard Oil Filter
1735	Vanguard Air Filter

Universal Key Switch



1430

- Fits all Engines
- ON/OFF/Start
- Springs back to "ON"
- Panel Mounts
- Two Keys included


Oil Drain Plug



#1428

- For engines, pumps & gear boxes
- No more "messy" oil changes
- Simple to install easy to use
- Will not fit Honda

Universal Starter Solenoid



#1427

- For gas engines
- 5/16: double terminal
- Same as used on Vanguards

Throttle Cable Fits All Engines

- 36" Cable can be cut to fit
- For precise engine speed control
- Auto Pre-sets
- Push Pull or 'Snap' Pull and lock
- Designed for harsh, moist environments



#1991

Tiny-Tach / Hour Meter

- Takes the "guess work" out of pressure washer problems
- #1429 works on all 1 & 2 cylinder GAS engines.
- #3407 is for DIESEL engines regardless of cylinders up to 10,000 RPM. It has a solid state, quartz crystal control.



PART #	DESCRIPTION
1429	For Gas Engines
3407	For Diesel Engines

Super Easy Installation!

Marine Battery Box



- Marine grade
- High density plastic
- Tie-down hardware included

#1690 Large - Standard Size

Industrial Fuel Line

- 1/4" Thick Wall
- Priced per foot
- For Gas or Diesel



PART # 1196

1 - 8 0 0 - 3 4 6 - 4 8 7 6
w w w . e n v i r o s p e c . c o m

Battery Terminal

- Works on all battery cables
- Heavy duty lead construction
- Keep lubed with lithium grease



PART #1825

Replacement Cart Parts



Axle Caps

PART #	DESCRIPTION
1778	10" Foam filled, never flat tire/wheel
1773	13" Pneumatic Tire/wheel for 3/4" Axle
1779	13" Foam filled, never flat tire/wheel
1774	Axle Cap, nickel, fits 5/8" axle
1775	Axle Cap, nickel, fits 3/4" axle
1776	Rubber Foot, round
1777	Molded Rubber Foot

Float Valve

- Max Temperature - 140°F
- Max Pressure - 145 PSI
- 3/4" Inlet



PART #	DESCRIPTION
1598	FLOAT VALVE 3/4" PLASTIC
1599	FLOAT VALVE 3/4" BRASS

Plastic Float Tank with Cover

- Max Temp 140°F
- Capacity - 0.8 US Gal.
- Overall Size - 5" x 10" x 8"
- Material - copolymer



PART #	DESCRIPTION
1597	FLOAT TANK with LID & BULKHEAD
1234	FILTER 3/8M PLASTIC - 450 MICRON

Hudson Float Valve

Preferred over typical float valves.

- No External Moving Parts
- No Float Ball or Arm
- 90° or 150° Max Temp
- All Stainless, Plastic & Nylon
- 1" Inlet - easy installation
- Automatic anti-siphon



PART #	DESCRIPTION
1343	VALVE, 90° TEMP. RATING
1344	VALVE, 150° TEMP. RATING

Round Foot



Molded Foot



MINI-SKID FRAME for gear drive and direct drive

Aircraft Aluminum
Measures 10" wide x 16" long
Comes with all mounting hardware including rubber isolators



#7555

Allison IRON HORSE UNIVERSAL BASE PLATE handles up to 40 HP KOHLER GAS and 35 HP KOHLER DIESEL

- 1/4" STEEL PLATE - POWDER COATED RED
- PRE-DRILLED TO FIT
 - 13 HONDA
 - 14 thru 40 KOHLER
 - 18 thru 31 VANGUARDS
 - 35 KOHLER DIESEL
- Rubber feet provides shock absorption between unit and bed of truck/trailer.
- Buy it bare or with the Dual-gun Set-up that includes ball valves, mounting blocks, Unloader quick-connect fittings and discharge plugs.



Products built for the long haul!




When you see the name...
Allison Iron Horse
you know that sooner or later that product will show up in someone's will!

that's how long they last!


Part #	Description
7501	Bare Plate / No Hardware
7502	Plate with Single-Gun Hardware
7503	Plate with Dual-Gun Hardware




Shown with 35 HP Diesel ready for a pump



Shown with 30 HP Kohler ready for a pump



Shown with 18 HP Kohler ready for a pump



Shown with 18 HP Vanguard ready for a pump

PRICE MATCH GUARANTEE - FIND IT FOR LESS AND WE WILL MEET THEIR PRICE!

Allison IRON HORSE PRESSURE WASHERS

HOUSE WASH MACHINE

**4.0 GPM
2000 PSI
7 HP KOHLER**



Ideally suited for the contractor who washes 3-5 houses per week, 5-10 roofs per week or does auto detailing. The 7 HP Kohler engine with a 3-year warranty coupled to the industry's best pump makes this package a favorite among those who just have one machine or just need a dependable 'work horse' back-up.


Go to our web site and plug in [PART #7K4020](#) you will be pleasantly surprised at just how much pressure washer you can get for so little money!

DIESEL POWER

**11.25 GPM
3200 PSI
35 HP KOHLER**



#D35K1132



We were the first to build two-gun systems and we still do it better than anyone else!

11.25 GPM @ 3200 PSI with 1 gun
or 5.6 GPM @ 3200 PSI each using 2 guns

PROFORMA

5.6 GPM @ 4000 PSI

THIS SPEC REPRESENTS 95% OF ALL MACHINES
FOUND IN THE PROFESSIONAL MOBILE WASH INDUSTRY!

PROFORMA 'HRC SERIES

- Engine: 18 Vanguard/Kohler w/20 AMP Recharging System
- Start: Electric
- Muffler: 'Quite-tone'
- Pump: Allison 5.6 GPM @ 4200 PSI
- Actual PSI: Set to 5.6 GPM @ 4000 PSI
- Base: Aircraft Aluminum with 6 Vibration Isolators
- Hose Reel: Will hold 275' of hose
- Chemical Induction: 12V-pressure demand chemical induction increases chem application by 70%. Allows the operator to use up to 500' of pressure hose and still draw chemical.
- Injector: Super Suds Sucker
- Unloader: AL-607
- Safety Relief: Yes



#PS1V Vanguard Eng.
#PS1K Kohler Eng.

Need more
Soap?

ON-DEMAND CHEM PUMP

this is the cart version with our chem induction system. When you need more chemical than your injector will draw simply turn on the 12-V pump and it will force feed high volumes of chemical into the discharge line.

Roof cleaners and contractors who clean garbage trucks, exhaust hoods & concrete love this feature.

1-800-346-4876

PROFORMA MINI-SKID

- Engine: 18 Vanguard/Kohler w/20 AMP Recharging System
- Start: Electric
- Muffler: 'Quite-tone'
- Pump: Allison 5.6 GPM @ 4200 PSI
- Actual PSI: Set to 5.6 GPM @ 4000 PSI
- Base: Aircraft Aluminum with 4 Vibration Isolators
- Unloader: AL-607
- Safety Relief: Yes



#PS2V Vanguard Eng.
#PS2K Kohler Eng.

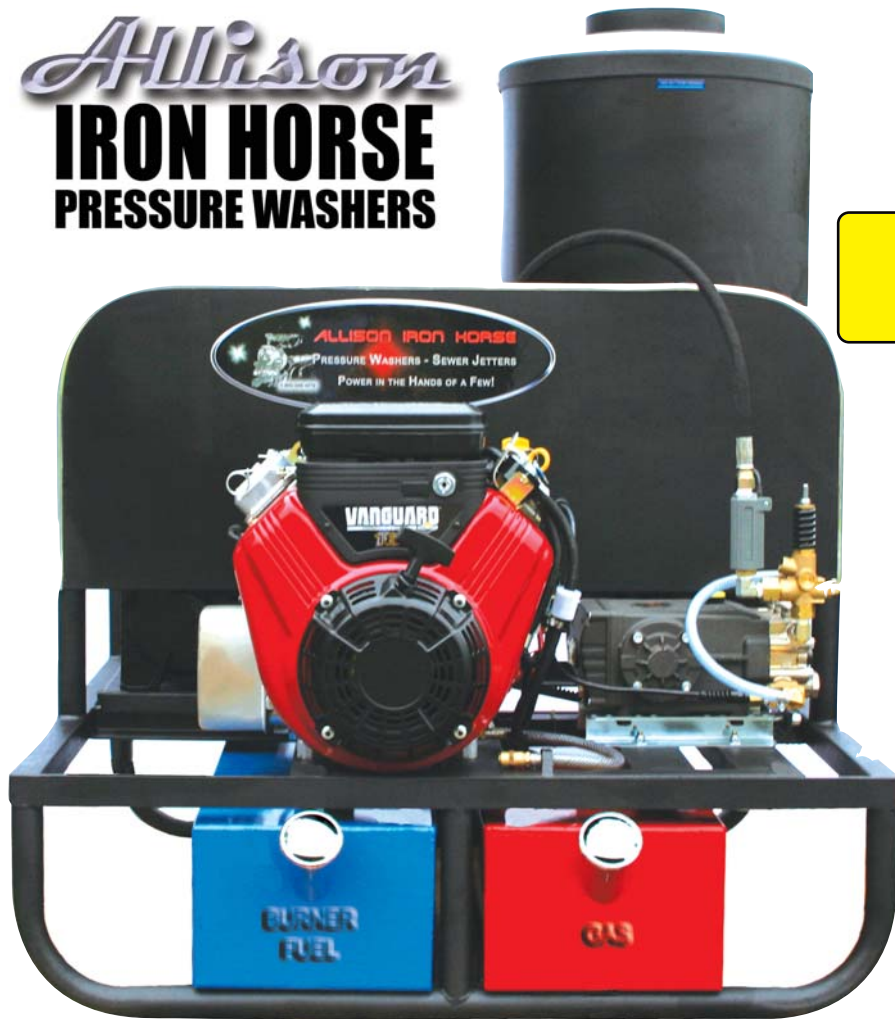


Hose, Gun, Nozzles, Lance
sold separately.



Hose, Gun, Nozzles, Lance, Injector
sold separately.

Allison IRON HORSE PRESSURE WASHERS



New for
2012

VERTICAL SERIES

There is 'red hot' and then
there is a **hotter hot...**

WHITE HOT

HOT WATER EQUIPMENT IS
MANUFACTURED BY AN OUTSIDE SOURCE
TO MEET ENVIROSPEC SPECIFICATIONS

**3,500 PSI
5.6 GPM**

WHITE HOT SERIES
18 HP VANGUARD
Hose, Gun, Lance, Nozzles, Injector
SOLD SEPARATELY

P/N: 18V5635SS-V

**3,000 PSI
8.0 GPM**

WHITE HOT SERIES
30 HP KOHLER
Hose, Gun, Lance, Nozzles, Injector
SOLD SEPARATELY

P/N: 30K8030SS-V

**3,000 PSI
10.0 GPM**

WHITE HOT SERIES
30 HP KOHLER
Hose, Gun, Lance, Nozzles, Injector
SOLD SEPARATELY

P/N: 30K1030SS-V

These are the Industry's Best Pressure Washer Values and here is why...

We all use the same engines, pumps, unloaders, generators, burners, nozzles, hoses, lances, guns, flow switches, pressure switches, filters, burner nozzles, safety valves, belts, pulleys, water filters, etc.

So - what is left? The Paint? The Frame?

Really - the only thing that is different is that we use the Best of the above!

Plus - we just don't need to make as much as they do - nowhere near as much!

Systems Include:

- Featuring the New 2012 KOHLER & Vanguard Engines
- Tri-Plex pump with ceramic coated pistons, extra large oil-bath and oversized 'full-load' bearings
- Safety pressure relief system that by-passes over pressurized water
- Premium flow or pressure switch that controls burner firing sequence
- Premium Series Beckett Burner equipped with Beckett's precise fuel delivery management system
- Schedule 80 vertical dual-pass coil system
- Marine grade battery compartment with cover for added protection & battery life
- Oversized fuel & gas tanks
- 4-each premium high pressure quick connect nozzles and 1-each premium quick connect soap nozzle
- Injector, Hose, Gun & Lance sold separately

www.envirospec.com

New for
2019

HORIZONTAL SERIES

There is 'red hot' and then there is a **hotter hot...**

WHITE HOT

HOT WATER EQUIPMENT IS MANUFACTURED BY AN OUTSIDE SOURCE TO MEET ENVIROSPEC SPECIFICATIONS



3,500 PSI
5.6 GPM
WHITE HOT SERIES
18 HP VANGUARD
Hose, Gun, Lance, Nozzles, Injector
SOLD SEPARATELY

P/N: 18V5635SS-HS

3,000 PSI
8.0 GPM
WHITE HOT SERIES
30 HP KOHLER
Hose, Gun, Lance, Nozzles, Injector
SOLD SEPARATELY

P/N: 30K8030SS-HS

3,000 PSI
10.0 GPM
WHITE HOT SERIES
30 HP KOHLER
Hose, Gun, Lance, Nozzles, Injector
SOLD SEPARATELY

P/N: 30K1030SS-HS

*These are the Industry's Best Pressure Washer Values and here is why...
We all use the same engines, pumps, unloaders, generators, burners, nozzles, hoses, lances, guns, flow switches, pressure switches, filters, burner nozzles, safety valves, belts, pulleys, water filters, etc.*

So - what is left? The Paint? The Frame?

*Really - the only thing that is different is that we use the Best of the above!
Plus - we just don't need to make as much as they do - nowhere near as much!*


Systems Include:

- Featuring the New 2012 KOHLER & Vanguard Engines
- Tri-Plex pump with ceramic coated pistons, extra large oil-bath and oversized 'full-load' bearings
- Safety pressure relief system that by-passes over pressurized water
- Premium flow or pressure switch that controls burner firing sequence
- Premium Series Beckett Burner equipped with Beckett's precise fuel delivery management system
- Schedule 80 vertical dual-pass coil system
- Marine grade battery compartment with cover for added protection & battery life
- Oversized fuel & gas tanks
- 4-each premium high pressure quick connect nozzles and 1-each premium quick connect soap nozzle
- Injector, Hose, Gun & Lance sold separately

1 - 8 0 0 - 3 4 6 - 4 8 7 6



BULLET PROOF PUMPS WITH... ...KEVLAR® SEALS



The Industry's
Best Unloaders

7,500 PSI
BALL VALVES

ACTUAL SIZE COMPARISONS



THE NEW
14 HORSEPOWER
KOHLER



THE POPULAR
18 HORSEPOWER
VANGUARD



THE MASSIVE
40 HORSEPOWER
KOHLER



THE POPULAR
18 HORSEPOWER
KOHLER

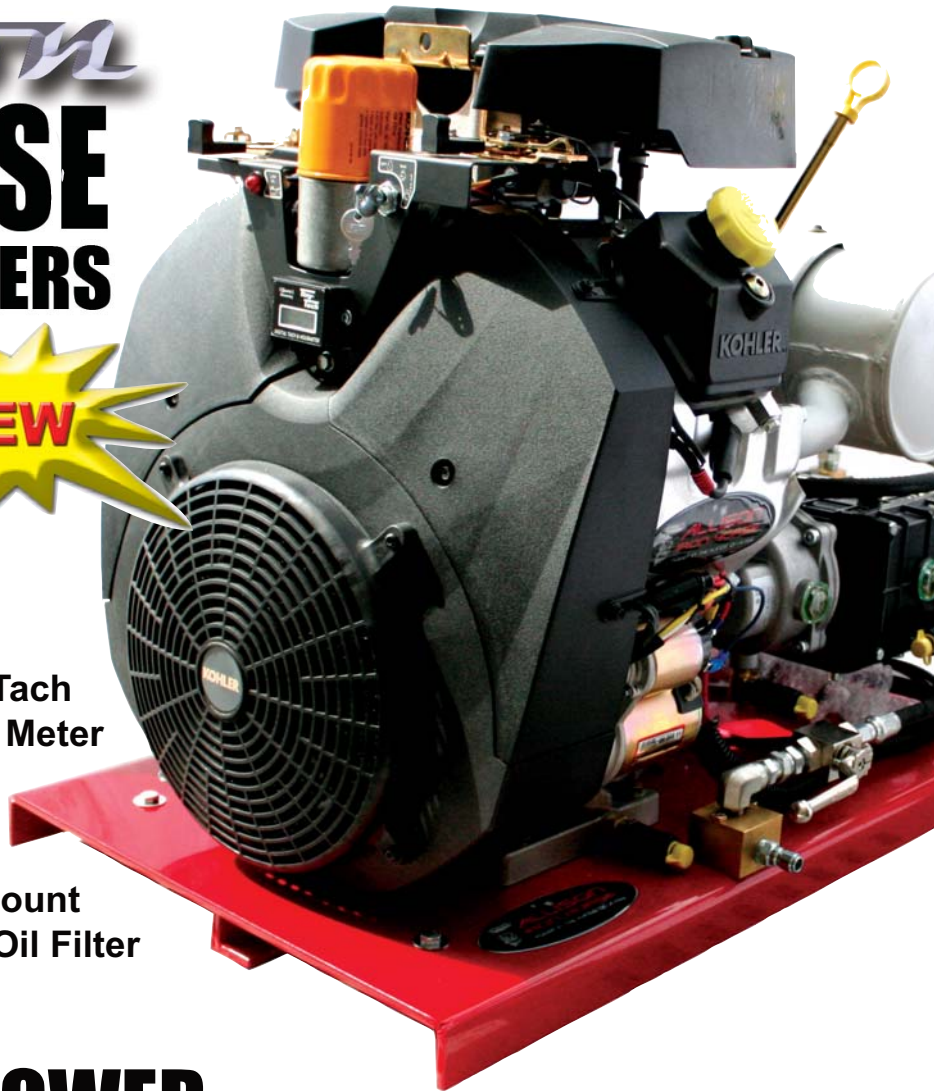
Allison IRON HORSE PRESSURE WASHERS



**Tiny Tach
& Hour Meter**



**Top Mount
Dripless Oil Filter**



40 HORSE POWER

...real horses - not your typical overworked, underpowered, sometimes running pressure washer!

**DUAL PUMPER
STANDARD**

'Power in the hands of a few'

Systems Include:

- Featuring the New 2012 KOHLER 40 HP Engine
- Allison Pump with Kevlar Seals and Ceramic coated pistons
- Extra large oil-bath and oversized 'full-load' pump bearings
- Safety pressure relief system that by-passes over pressurized water
- Premium flow or pressure switch that controls burner firing sequence
- Marine grade battery compartment with cover for added protection & battery life
- Injector, Hose, Gun & Lance sold separately

1-800-346-4876

**FLOWS TO 12.5 GPM
PRESSURES TO
3,600 PSI**

PART #	FLOW	PSI
40CK1036	10.0	3,600
40CK1230	12.5	3,000

Professional TNT PRO-SKIDS

Not only are the TNT Series pressure washers the highest rated systems in the industry today but they also have a price-point that is simply irresistible.

The TNT Series represents 98% of what everyone is asking for and probably all you will ever need so long as you stay in the professional mobile wash industry.

We have two versions of the same machine. There is the 'bare-bones' version which is the same as the premium version without all the 'bells and whistles.' The premium version has a tachometer, unloader mounting block, quick change oil plugs, battery cables and comes with a Quantum-Z unloader and a severe duty cycle Udor or Allison pump. On the chart to the right the bare bones versions will have a 'B' in the part number whereas the premium versions will have a 'P.' The 'bare-bones' series comes standard with a A-R pump.



Premium Series Shown



With increasing technological challenges & demanding customer expectations, the value of Allison Iron Horse is stronger now than ever. By exploring advanced concepts, adventurous suggestions & ideas from our customers, Allison Iron Horse remains at the forefront of high pressure cleaning equipment design and engineering.

Allison

IRON HORSE

PRESSURE WASHERS

AVAILABLE TNT MODELS

* *Allison*

BULLET PROOF PUMPS with 200 degree Kevlar® Seals

Model	PSI	GPM	Pump	Engine	HP
14KB-1	4000	4.0	A-R RRV4G40	KOHLER	14
14KP-2	4000	4.0	UDOR MKL4040	KOHLER	14
18KB-2	4000	5.6	A-R HDF5540	KOHLER	18
18KP-3	3500	5.6	UDOR GKC 2128	KOHLER	18
22KB-1	3000	8.0	A-R XWM2623	KOHLER	22
22KP-2	3000	8.0	UDOR GC2620	KOHLER	22
22KP-3*	4500	5.6	ALLISON TSK5645	KOHLER	22
30KB-1	3600	8.5	A-R XW3025	KOHLER	30
30KP-2	3600	8.5	UDOR GKC 2628	KOHLER	30
30KP-3*	3600	8.5	ALLISON TSK8640	KOHLER	30
30KP-4	2800	11.4	UDOR GC 30/17	KOHLER	30
30KP-5*	2800	11.0	ALLISON TSK1132	KOHLER	30



Dual-Gun add on: All machines 8.5 and above can be manufactured with two gun capabilities.

Use Part #TNT-DP



UP TO 1-MILLION BTU'S

Allison SUPER HOT MODULAR HEATERS

There is 'red hot' and then
there is a *hotter hot...*

WHITE HOT



New for
2019
HORIZONTAL HEATERS
VERTICAL HEATERS

HOT WATER EQUIPMENT IS
MANUFACTURED BY AN OUTSIDE SOURCE
TO MEET ENVIROSPEC SPECIFICATIONS

Warranty: All coils in both our heaters and Super Skids come standard with a 1-year warranty. You can purchase an up-grade that will extend the warranty to 5-years by adding '5-YR' to the end of the part number. Just so you know - we have never had a coil to last for less than 6 years.

Systems Include:

- Premium flow or pressure switch that controls burner firing sequence
- Premium Series Beckett Burner equipped with Beckett's precise fuel delivery management system
- Schedule 80 vertical dual-pass coil system
- Marine grade battery compartment with cover for added protection & battery life
- Oversized fuel tank

KNOWN FOR THE BEST HEATERS IN THE INDUSTRY!

**12
VOLT**

VERTICAL

up to...

6 GPM

Beckett ADC 12V Burner
Schedule 80 x 1/2" Pipe
Total Pipe Length 147'

P/N: H4060DC-V

**12
VOLT**

VERTICAL

from...

8-12 GPM

Beckett SDC 12V Burner
Schedule 80 x 1/2" Pipe
Total Pipe Length 250'

P/N: H8012DC-V

**115
VOLT**

VERTICAL

from...

8-12 GPM

Beckett 115V Burner
Schedule 80 x 1/2" Pipe
Total Pipe Length 250'

P/N: H8012AC-V

**12
VOLT**

HORIZONTAL

from...

8-12 GPM

Beckett 12V Burner
Schedule 80 x 1/2" Pipe
Total Pipe Length 238'

P/N: H8012DC-HZ

**115
VOLT**

HORIZONTAL

from...

8-12 GPM

Beckett 115V Burner
Schedule 80 x 1/2" Pipe
Total Pipe Length 238'

P/N: H8012AC-HZ

ELECTRIC EXHAUST HOOD PRESSURE WASHER

**USE THEIR
HOT WATER!**

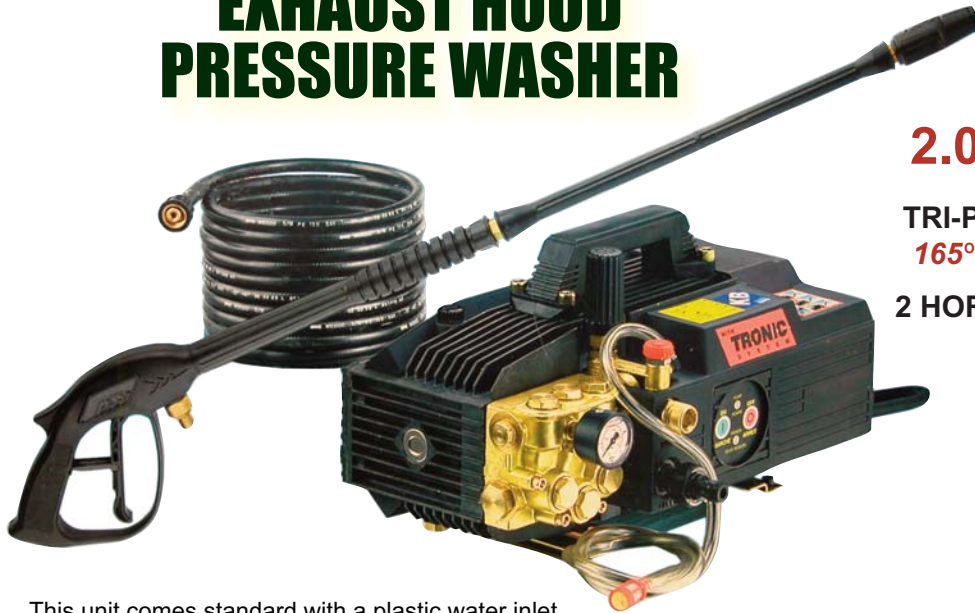
2.0 GPM @ 1500 PSI

TRI-PLEX, CERAMIC PISTON PUMP
165° 'HOT WATER KIT' INSTALLED

2 HORSEPOWER ELECTRIC MOTOR
WITH GROUND FAULT

#9830

**Hi-Temp Kit
Installed**



This unit comes standard with a plastic water inlet.
A metal inlet is available by ordering #5890.

CYCLONE ALLISON CHLORINE PUMPER

Up to 10 GPM
Up to 300 PSI

7 HP KOHLER
with 3-year warranty

DUAL THROTTLING VALVE
to adjust Chemical Flow


PRESSURE ADJUSTING VALVE

SINGLE or DUAL GUN

**COMPLETE
CHLORINE SYSTEM
PART #9878**

**CHLORINE PUMP ONLY
PART #2777**

Optional:
150' Hose/1-Gun-Wand
#2339
300' Hose/2-Gun-Wand
#2339-300



**PRESSURE
GAUGE**


WASTE WATER RECOVERY

HOW DOES VACU-BOOM WORK?

When the wet vac system is turned on, the Vacu-Boom tightly seals itself to the surface like a giant suction cup, to form an impervious liquid barrier. Simultaneously, the waste water or other liquid is extracted into the boom and travels with the airflow through the boom and vacuum hose into the sump of the vacuum unit. The vacuum unit is equipped with an automatic pump out system which discharges water through a discharge hose into a holding tank, filter unit or sanitary sewer.

WHERE CAN VACU-BOOM BE USED?

- Outdoor vehicle or equipment washing
- In-plant equipment washing
- Emergency storm water containment
- Boats and ships - to prevent deck run-off
- Marinas - to prevent contamination from run-off
- Parking lots & sidewalks to capture dirty water run-off
- Emergency hazardous liquid spill containment
- Airports - to capture run-off from aircraft washing



PART #	DESCRIPTION
9300	4320' Boom Only
9301	40' Boom Only
9302	101 CFM Vac with Pump-out
9303	202 CFM Vac with Pump-out
9305	Tote Bag

LASER DECK - PROFESSIONAL WALL & FLOOR SPINNER

o As a contractor in the 70's & 80's I was always looking for easy high profit, low labor 'add-on' services. Here is one that I made a lot of money on. Over 70% of all the restaurants where we cleaned exhaust hoods I added on restroom cleaning. Back then if I had a 'spinner' like this I would have made even more money and it would have opened up even more doors.

o I also contracted with large office buildings, malls & large chain stores to clean their restrooms.

You won't believe how much money you are passing up each day. Not only is the money great but it is easy, there is no competition and it is a 'super easy' sell. Honestly - there is so much business in this arena that a person could make his/her entire living from doing the one job that everyone hates - cleaning bathrooms.



#1850

DECK REQUIRES 2 NOZZLES

#1628 GUN & HANDLE KIT

LASER DECK - PROFESSIONAL CONCRETE CLEANER

For over 20 years this 20', 2-bar spinner has been the industry's most popular ABS system

2-bar Configuration



WE CARRY THE COMPLETE LINE OF MOSMATIC AND BE CONCRETE CLEANERS CALL FOR PRICING

#1853

DECK REQUIRES 2 NOZZLES

When ordering nozzles for a two bar system simply take the nozzle size that you are presently using for high pressure and divide it by 2. For example, if you have a 4 GPM pump and are using a number 4 nozzle you will purchase 2 each number 2 nozzles. Always use 25 degree nozzles. For a 13 HP Honda with a 4 GPM pump the nozzle number would be NOS-2502. For a 5.6 GPM pump it would be 2 each NOS-2506 nozzles

P-SWEEP HYDRO-BROOM

Ours Includes The Nozzles! Most Don't!



PART #	DESCRIPTION	Noz
1886	12" Sweep Only	3
1888	16" Sweep Only	4
1887	12" w/48" Lance & Gun	3
1889	16" w/48" Lance & Gun	4
NOS-05013M	Replacement Nozzle	

LASER DECK PARTS

PART #	DESCRIPTION
1641	Swivel Head for 12"
1632	Swivel for 20" ABS & 20"-24" Stainless
1649	BE Rotary Arm for 12' 2-Bar
1648	BE Rotary Arm for 20" 2-Bar
1647	BE Rotary Arm for 20" 3-Bar
2337	BE Rotary Arm for 24" 2-Bar
1646	BE Rotary Arm for 24" 3-Bar
1635	BE Swivel Repair Kit for 20", 22", 24"
1642	BE Brush Skirt for 12"
1637	BE Brush Skirt for 20" ABS Plastic
1638	BE Brush Skirt for Stainless 20's
1639	BE Brush Skirt for Stainless 24's
1640	BE Caster Wheel for Stainless 20 & 24's
1627	BE Gun for 20", 24"

MY NAME IS 'ELVIS'



Elvis is one of our shelter pups who had a very hard life before he came to us 8 years ago. Elvis is totally blind and has had to have both eyes removed. He lives a good life now but still bites everyone who gets near him - except John. I think he knows who saved him. Elvis is going on 17-18 years of age. We have given him up for dead more times than I can count but he just keeps on coming back. He will out live us all :-)

OIL DRI 'OIL ONLY SOCKS'

Oil Only Socks can be used to contain petroleum based fluid leaks and prevent spills from spreading on the floor. They conform to fit snugly in tight spaces and around corners. Socks will absorb up to 1 quart of fluid per 12 inches of product.



PART #	DESCRIPTION
#0898	3" x 48"
#0897	3" x 72"



Just how good is our product **LIMONENE?** This is a 'before' and 'after' sent to us by one of our customers.

Super Heavy Duty Sand Blast Kit*



Heavy Duty
PSI: 5,500
GPM: 10
Weight: 9.25 lbs.

#1288


*0° Nozzle Required



Are you up to Code
or are you using a 5 gallon
'soap bucket' as your Gas Can?
BE SAFE - NOT SORRY


**Plumbed to fit all
'tankless' pressure washers**

#4121



9-GALLON FUEL TANK

ALLISON 24 GALLON FUEL TANKS



Mounting Hardware, Cap
and Fuel Pick-up Tube included

Includes 1/4" Bottom Drain

31.5" Long 17" Wide 11" High

PART # DESCRIPTION

9400	RED 24 Gallon Tank for GAS ONLY
9401	BLUE 24 Gallon Tank for Diesel & Kerosene



WIRE LOOM

• No more
tangled electrical wires

PART #	DESCRIPTION
4455	1/4" X 8 FEET
4457	1/2" X 8 FEET
4458	5/8" X 8 FEET

RUBBER CLIPS



Eliminates hose wear
due to vibration

PART #	SIZE
95302	1/4"
95304	3/8"
95306	1/2"
95310	3/4"
95314	1.0"
95318	1-1/4"
95322	1-1/2"

DUAL PUMPER FRAME



Pre-drilled:

- 18-40 HP Kohler
- Dual or Single Pump Drive
- Dual or Single Pump Adjusters
- Generator with Single Pump
- Oil Drain Holes
- Tank Sold Separately
- Includes Battery Box
- Belt Guard

#9997

Hard to Find... 'Corrosion Factor 1000' Industrial Hose Clamp



1/2"
HI-TORQUE
BAND

ACID RESISTANT '316' Satinless Steel

PART #	DESCRIPTION
90014	1/4" - 9/16"
90017	7/16" - 11/16"
90024	5/8" - 15/16"
90032	1" - 1-1/4"

5-GAL CANS CERTIFIED

RED - FLAMMABLES
#6600

YELLOW - DIESEL
#6602

BLUE - KEROSENE
#6601



Paper Funnels

• For Pumps, Engines
& Gear Reducers

Use them once
and throw them away!

PART #	CAPACITY / QTY PER PAK
686790	32 oz. / 36 Count
686791	8.5 oz. / 36 Count



HIGH-TORQUE GEAR BOXES

More and More Professionals Prefer Gear Driven Pumps

- Fits 1450 RPM Pumps with 24MM Pump Shaft.

Over the last 10 years contractors have been rapidly moving away from V-belt pressure washers and have accepted that Gear Driven pumps last much longer and create less down time. Now gear driven pressure washers are the preferred set-up with most of the larger professionals that we sell to. We were one of the first to start building with gear boxes back in the 80's. Over the last 30 years we have selected the following gear boxes as the best in the industry.



For 1" Shaft Engines	1028-181	ALLISON Dual Bearing, Hi Torque Gear Box 1" Eng Shaft - Use on 18-30 HP Engines
	1028-241	ALLISON Dual Bearing, Hi Torque Gear Box 1" Shaft - Use on Engines from 18-24 HP
For 1-1/8" Shaft Engines	1028-242	ALLISON Dual Bearing, Hi Torque Gear Box 1-1/8" Shaft - Use on Engines from 20-24 HP
	1028-311	ALLISON Dual Bearing, Hi Torque Gear Box 1-1/8" Shaft - Use on Engines from 25-40 HP

Pump Pulleys and Bushings

To help you select the right pulley and bushing here are a few combinations that we recommend.

12 Volt with a...

1450 RPM Pump Pulley	= 8.40
1750 RPM Pump Pulley	= 7.40
Pump Pulley Bushing*	= 24mm
Engine Pulley for 1450	= 3.40
Engine Pulley for 1750	= 3.60
Engine Pulley Bushing**	= 1"

*assuming the pump has a 24mm shaft
**assuming the engine has a 1" shaft




Part #	Pulley Size
1654	3.00 - 2-Groove "B"
1655	3.20 - 2-Groove "B"
1656	3.40 - 2-Groove "B"
1658	3.60 - 2-Groove "B"
1659	3.90 - 2-Groove "B"
1661	6.40 - 2-Groove "B"
1662	7.40 - 2-Groove "B"
1663	8.40 - 2-Groove "B"

GET 10 TIMES THE LIFE OUT OF YOUR PUMP

JUST BY INSTALLING THIS 12V CLUTCH

FOR GAS ENGINES UP TO 22 HP

#9333



You will absolutely love this set-up!
Allison Soft-touch Unloader Required

Here is the way you determine the correct pulley size. First you need to determine the pump manufacturers recommended rpm. Then you have to remember that the gas engine runs at 3600 rpm. So here we go.

Let's say you have a 3.40 engine pulley and you want to find the correct pump pulley. $3.40 \times \text{engine speed (3600 rpm)} = 12240$ then divide by the pump rpm (let's say 1450) = 8.44 pump pulley. What they don't make a 8.44? Just get close. In this case get the 8.4 pulley size.

You can figure any pulley size you need just by knowing 3 of the four questions. 1: Pump RPM 2. Pump Pulley Size 3. Engine RPM & 4. Engine Pulley Size. Any 3... ex. 1 x's 2 divided by 3 = 4 / 3 x's 4 divided by 1 - 2

Part #	Required Bushings
1025	5/8" For Engine
1026	1.0" For Engine
1027	1-1/8 For Engine
1032	20mm For Pump
1033	24mm For Pump
1034	32mm For Pump



ENGINE THROTTLE DOWN

- Idles the engine down when you release the trigger.
- Returns to full throttle when the trigger is pulled.
- Not to be used on hot water machines equipped with a generator.



#1665



PULLEY-PULLER

I'll bet there have been times when you wish you had one of these!

#3342

OIL CAPS



PART #	DESCRIPTION
1882	OIL DIP STICK, GENERAL PUMPS
1880	OIL CAP, CAT, PUMPS 5DX, 66DX, 5CP
1881	OIL CAP, CAT, PUMPS 2SF, 4SF, 2DX

Gauge Port Valve Cap

- Mount the gauge on the pump



PART #	DESCRIPTION
1060	For EZ General Pumps
1061	For TS2021, TS1511, all T & TS Generals

Replacement Site Glass



PART #	DESCRIPTION
1689	OIL LEVEL INDICATOR, General Pumps T & TS Series 47 (TS-2021) - T991 Series, TT & TP Series
1421	TSF Series General Pumps

TALL PUMP RAILS

PUMP RAILS
HEAVY DUTY
For Gas Engine
Pressure Washers



#1653

ALLISON PUMP SAVER



PART #
1990

FOR "DC" CURRENT ONLY
DO NOT INSTALL ON AC CURRENT

- Shuts engine down before the pump head overheats & destroys the packings.
- Hooks to the pump inlet and senses incoming "by-pass" water temperature. If the water reaches 145°F the Terminator "kills" the engine.
- Keep in mind if you leave the trigger gun in the "off" position for more than 3 minutes chances are the pump head has already reached 145°F

Pump Oil

Ideal for high pressure pumps. Non detergent and non foaming. Specially formulated and rated for superior rust protection and oxidation protection. Not for use in engine.

PART #	DESCRIPTION
1064	GENERAL PUMP OIL, 6 PACK / 16 OZ. BOTTLES
1065	GENERAL PUMP OIL, 24 PACK / 16 OZ. BOTTLES
4788	CAT CRANKCASE OIL - 21 OZ. BOTTLE

Fill oil half-way on the indicator site glass only.



Note: Change oil after the first 50 hours of operation, then every 3 months or as needed.

Tape - Teflon/Electrical

- Professional quality



PART #	DESCRIPTION
1651	TAPE, TEFLON 520' x 1/2"
2151	USA PREMIUM TEFLON , 520' x 1/2"
1601	TAPE, ELECTRICAL, 3/4" X 60', UL

Thread Locker



- Seal and Locks Fittings & Plumbing
- The Name Brand goes for \$139.99

PART #	DESCRIPTION
1057	THREAD LOCKER, MEDIUM
1058	THREAD LOCKER, HIGH STRENGTH

Sewer Jetting Valves for General Pumps

- Increase your service by turning your General Pump into a sewer jetting machine.
- Simply remove the center high pressure valve cap & check valve and install the jetter valve in it's place.
- Then when you want a jetter turn the knob and the jetter hose will start pulling itself along.



PART #	DESCRIPTION
1004	For TT Series General Pumps
1005	For EZ Series General Pumps
1006	For T & TS General Pumps
3340	For TSF Series General Pumps

Call for other brands of pumps.

Value Kit #1

Part # 2035

GENERAL PUMPS

- 6 Hi-Temp Check Valves
- 3 Complete Sets of Hi-Temp Packings
- 3 Sets of Packing Brass
- 3 Ceramic Coated Pistons (packings and brass are pre-assembled)

Fits These Pumps

TS-2021, TS2011, T9131, T1011, T9161, T1511, T9211, T2031, TS1021, TS1011, TS1331, TS1511, TS1711, TS821

Value Kit #2

Part # 2036

GENERAL PUMPS

- 6 Check Valves
- 3 Complete Sets of Standard Packings
- 3 Sets of Packing Brass
- 3 Ceramic Coated Pistons (packings and brass are pre-assembled)

Fits These Pumps

TS-2021, TS2011, T9131, T1011, T9161, T1511, T9211, T2031, TS1021, TS1011, TS1331, TS1511, TS1711, TS821

Pump Head Pressure Tester

#1229

A
'MUST HAVE' TOOL!



- Not sure why you are losing pressure
- Remove Unloader and attach direct to head
- INSTALL CORRECTLY SIZED NOZZLE
- Hold trigger securely and start engine and see exactly what your pump is capable of producing



HIGH TEMP CHECK VALVES

#2034

The same as a Kit 1 General except it is rated for 185°



Fits: TS2021, TS1011, TS1321, TS1331, TS1511, TS1021, TS1621, TS1711, TS2011, TS821, TT9111, TT941, TT9351, TT9441, TT2028G, TT2028E, TT2035, TT9061, TT9071, T9051, T9721, T9731, T9791, T721, T731, T991, T9951, T9971, T921, T9131, T1011, T1321, 59161, T1511, T1621, T1631, T9211, T2011, T2031, T9281, T9051EBF,

Pressure Gauges

- Stainless Steel case • 2-1/2" Face
- Bottom 1/4" Mount • Glycerine filled

PART # DESCRIPTION

- 1130 PRESSURE GAUGE, 3,000 PSI
- 1131 PRESSURE GAUGE, 4,500 PSI
- 1132 PRESSURE GAUGE, 6,000 PSI
- 1133 PRESSURE GAUGE, 10,000 PSI




'QC' Pressure Test Tool

- Connect between the unloader and hose
- 6,000 PSI

PART # DESCRIPTION

- 4505 STAINLESS STEEL BODY - NO GAUGE
- 4506 STAINLESS STEEL BODY w/GAUGE

Ceramic Coated Pistons



PART # DESCRIPTION

- 1068 **20mm Piston fits:**
TS-2021, T1011, T1311, T1511, T2011, T2031, T9121, T9131, T9161, T9211, TS821, TS1011, TS1021, TS1041, TS1311, TS1331, TS1351, TS1511, TS1521, TS1531, TS1711, TS2011
- 1069 **20mm Piston fits:**
TS21, TS31, T701, T711, T721, T731, T911, T981, T9721, T9731, T9791, T991, T9951, T9961, T9971
- 1070 **15mm Piston fits:**
EZ3040G, EZ2545G, EZ3035G, EZ2545E, EZ3040S, TT9441, TX1505G6, TX1506G6, TX1508G6, TX1508G8, TX1509G8, TX1510G8
- 1071 **22mm Piston fits:**
T921, T1321, T1621, T1631, T921, TS1321, TS1621

THE INDUSTRY'S MOST POPULAR PUMPS



The following pumps have been sorted by PSI. These are the Mobile Wash Industry's most popular pumps.

The pumps in Red and Blue are the industry's premium pumps. They are the only pumps to carry a 2-year 'bumper to bumper' workmanship warranty that includes packing and valves. The pump heads are protected with the industry's only 10 year freeze warranty. The connecting rods, crankshaft and bearings are protected by the industry's only 8 year warranty.

These pumps were designed specifically for the professional who keeps their equipment 'red-lined' most of the time rather than the occasional user. All have oversize bearings.

'TSK' pumps are severe duty cycle pumps and have packings that are rated up to 200 degrees. These packings made of DuPont™ Kevlar® 'bullet-proof' material. Customers have reported that these pumps see temps of 230 degrees without failure.

In the event anything goes wrong with an Allison pump under warranty simply return it to use and we will fix it free of charge.

The best pumps ever built!

Yes, you will pay a little more for an

Allison

INDUSTRIAL PUMPS

but you will get
3-4 times the life out of it.

John Allison, the owner of EnviroSpec, for years has been telling contractors that...

"the most expensive way to go in the Mobile Wash Industry is CHEAP!"

No truer words have ever been spoken.

Allison Pumps are products of years of taking the best that each pump manufacturer has to offer and...

...making it better!

The next time try an Allison Pump.

When you do the very first time you pull the trigger you will see & feel both power and performance that you have never seen or felt before.

We sell all makes and models at the industry's best price. If you don't see it here call us or visit our web site.

The pumps below represent 99% of what everyone in our industry is using.

Find your desired PSI then your desired GPM and then you will see how big of an engine you will need to run the pump.

Model	VENDOR	PSI	GPM	RPM	Req'd HP	DRIVE	Valve Kit Qty Req'd	Packings Qty Req'd
TSF2421	General	2500	12.0	1450	28	Belt/Gear	K169 (1)	K181 (1)
TSF2221	General	3000	8.5	1450	24	Belt/Gear	K169 (1)	K172 (1)
<i>The premium version of this pump see TSK8640 with 2-year Bumper to Bumper Warranty with both the higher rating and DuPont™ Kevlar® 'bullet-proof' packings</i>								
GKC3820S	UDOR	3000	10.0	1450	28	Belt Only	UD3 (1)	UD12 (1)
XWL4121N	A-R	3000	11.0	1450	30	Belt/Gear	AR2780 (1)	AR1853 (1)
*TSK-1132	ALLISON	3200	11.0	1450	32	Belt/Gear	K2VK (1)	K3PK (1)
*TS4035	ALLISON	3800	4.0	1450	13	Belt/Gear	AK01 (1)	AK08 (1)
TS1511	General	3500	4.0	1450	13	Belt/Gear	K01 (1)	K08 (1)
<i>The premium version of this pump see TS4035 with 2-year Bumper to Bumper Warranty</i>								
*TS4035	ALLISON	3500	4.0	1450	13	Belt/Gear	AK01 (1)	AK08 (1)
TS2021	General	3500	5.6	1450	18	Belt/Gear	K01 (1)	K08 (1)
<i>The premium version of this pump see TS5635 with 2-year Bumper to Bumper Warranty and the TS5645 with a much higher rating and newer technology or the TSK5645 with both the higher rating and DuPont™ Kevlar® 'bullet-proof' packings</i>								
*TS5635	ALLISON	3800	5.6	1450	18	Belt/Gear	AK01 (1)	AK08 (1)
TSF2019	General	3600	6.3	1450	21	Belt/Gear	K169 (1)	K170 (1)
TSK-8640	ALLISON	4000	8.6	1450	32	Belt/Gear	K2VK (1)	K2PK (1)
RKV4G37	A-R	4000	4.0	3400	20	DIRECT	AR1828 (1)	AR1857 (1)
*TSD4040	ALLISON	4200	4.0	3400	20	DIRECT	AK02 (1)	AK09 (1)
XWM2128	A-R	4100	5.5	1450	20	Belt/Gear	AR2780 (1)	AR2278 (1)
*TSD5640	ALLISON	4200	5.6	3400	20	DIRECT	AK02 (1)	AK09 (1)
*TS5645	ALLISON	4500	5.6	1450	22	Belt/Gear	AK01 (1)	AK08 (1)
*TSK-5645	ALLISON	4500	5.6	1450	22	Belt/Gear	K1VK (1)	K1PK (1)

Note: Standard Shaft - Right Hand Side as you face the head of the pump. Left Hand Shafts are available.

BULLET PROOF PUMPS WITH...

...KEVLAR® SEALS

200 DEGREE

**Allison
PUMPS**

that you can buy for the same price that you are presently paying for 'old technology' pumps that are still being sold today!

Call and find out more about the

Allison
BULLET PROOF PUMPS
with Kevlar® Seals



TSK-5645 with Kevlar® Seals - 5.6 GPM @ 4500 PSI
 TSK-8640 with Kevlar® Seals - 8.6 GPM @ 4000 PSI
 TSK-1132 with Kevlar® Seals - 11.0 GPM @ 3200 PSI

WHAT SPECIFICATION DO WE RECOMMEND & WHY:

Car Wash (water only)	3-4 GPM / 1500 PSI	<i>low volume - rinse only</i>
Car Wash (w/soap)	5-6 GPM / 1500 PSI	<i>higher volume for quicker soap rinse</i>
Concrete (w/deck)	8-10 GPM / 3000 PSI	<i>higher volume cleans better with decks</i>
Concrete (w/turbo)	5-6 GPM / 3500 PSI	<i>lower volume due to arm/hand fatigue</i>
Exhaust Hoods	2-3 GPM / 3000(+) PSI	<i>lower volume for less end of job clean-up</i>
Engines	2-4 GPM / 1000 PSI	<i>lower pressure to reduce possible damage</i>
House Wash	5-5.6 GPM / 2000 PSI	<i>a wells can keep up with this flow</i>
Truck Wash	5.5-7 GPM / 2000 PSI	<i>less fatigue for longer operations</i>
Garbage/Concrete Trks	5.5-7 GPM / 3000 PSI	<i>more pressure due to heavy contaminants</i>

**PACKING
INSERTION KIT**

For All General Pumps

Getting the packing out is one thing...
 ... getting them
 back in is another



#1063

**PACKING
EXTRACTION KIT**

INCLUDES: Slide Hammer that attaches to extractor socket & extractor sockets that fit: 15mm, 18mm, 20mm, 22mm & 24mm.



#1007

PUMP REBUILDIN 'CD'



Learn how to change your own packing, valves and much more in just minutes.

#GPV-101

PRICE MATCH GUARANTEE - FIND IT FOR LESS AND WE WILL MEET THEIR PRICE!



The 'black magic' of...

SUPERFLO POLYMER™

We recently had a sales rep join our company who had been in the chemical and pump business since the late 1980's. One day he told us that after talking to our customers over a 3 month span that he was shocked to hear just how much our customers liked our detergents. His exact words were "in almost 3 months of talking to your chemical customers all I have heard is how great EnviroSpec products are. No-one - absolutely no-one has ever had anything but great things to say about our detergents."

This is the way it has always been. When EnviroSpec puts on a chemical customer they are a chemical customer for life. Why? Because of SuperFlo Polymer™!

WHAT IS SUPERFLO POLYMER™

...and why has it made EnviroSpec chemicals the most asked for detergents in the professional cleaning/mobile wash industry?

Years ago John Allison, the owner of EnviroSpec, was a contractor just like you. And - just like you - he tried everyone's 'claim to fame' detergents until he realized that everything that he purchased was thought up and compounded by someone who had never had to clean anything for profit. It was after many very expensive 55 gallon drums of watered down detergents when John finally realized that if he was ever going to make it in such a demanding industry he needed to learn how to make his own detergents.

John set up a small lab at his business and over the next few years his 'chem lab for a dummy' flourished. Almost every day John would head out to a job site with yet another concoction that he had dreamed up the night before. He would take his new formula out and if it showed any signs of success he would keep 'tweaking' it until it was either a great success or a horrible failure. John says the failures ran about 99 to 1 over the successes.

Over the next few years John learned what to use and what not to use to clean the delicate surfaces of stone and brick, the hard surfaces of commercial vehicles, the impossible to clean restaurant exhaust hoods, aluminum and vinyl sided houses, pools, patios, roofs, concrete, cement mixers, etc. and he learned all this with out 'blowing himself up' in the process. Although there were several close calls along the way.

Now John Allison had developed an incredible arsenal of cleaners by 1984 and yet the SuperFlo Polymer™ product was not even on the horizon at that time. Here is how the SuperFlo Polymer™ product came about and how it has affected the professional detergent market since.

John had an account that had several terminals scattered throughout New England, New York and New Jersey. When one of his vehicles left to service these accounts it would be 2-3 weeks before it would return so it had to leave with enough chemical to complete the schedule. Oftentimes that meant carrying up to 15 drums of soap. Most of the time the vehicle also carried 500 gallons of water and that coupled with the weight of the soap resulted in some very expensive fines as the truck would pass through the weigh stations along the way from job site to job site.

There had to be a way to be able to put enough powder in solution where 1 drum of detergent (even if it were a 'sludge') would equal 3 drums of a super concentrate that could be further diluted through a down-stream injector. In detergent chemistry the 'rule of thumb' has always been that at best you could only mix one pound of powder to 1 gallon of water without 'fall-out' or separation occurring. And here John is trying to defy all the laws of chemical compounding by attempting to do something that, to his knowledge, has never been accomplished before - mixing 3 pounds of powder into one gallon of water and having it hold in solution.

John contacted a chemist friend who had suggested that maybe he should look outside the realm of the detergent chemistry industry and try to find something or a combination of something's that could 'couple or tie-up' the solids and keep them in a solution. His friend told him to hang in and keep trying because every once in a while the 'stars will align' and what is known in the chemical formulary industry as 'black magic' will occur. He did and it did! And one day - out of nowhere - the blends came together and when they did John had a product that could be added to detergents that would couple as much as - not 3 pounds per gallon but up to 4 pounds per gallon.

THE ADDED BONUS...

...was - the longer you wash a surface with a product containing what was named SuperFlo Polymer™ the shinier it got. The lustre on surfaces that were once 'burned' and 'dulled' by contractors using caustic cleaners are now being rejuvenated.

...all profits from chemical sales are donated to charities for children and animals!

EnviroSpec has always manufactured the Industry's Best Truck & House Wash Formulas

PRODIGY

How good is it? We have one customer who purchases 5,500 drum packs a year!

CONTAINS SUPER GLOSS ENHANCERS

Prodigy is, by far, one of the highest non-caustic detergent concentrations available in the industry. Prodigy exhibits excellent wetting, chelating, rinsing, and emulsification properties due to its high concentration of our SuperFlo Polymer Complex System. This exotic complex is formulated from a variety of unique dispersants, hydrotopes, and surfactants, which are not commonly found in detergent formulations.

The general rule of thumb in detergent formulation is as follows: Approximately 1 gallon of water will hold approximately 1 pound of powder before separation begins. If your product begins to separate using this method, more often than not, your product has been camouflaged with what is known in our industry as "fillers". Fillers provide little to no value to the products integrity and/or performance. They are used primarily to add weight and increase the bottom line profit for the manufacturer. Using the 1 pound per 1 gallon rule, you can see the potency of Prodigy when you consider that we are able to thoroughly dissolve up to 2.3 pounds of Prodigy into 1 gallon of water without separation. To our knowledge, no other company can make this claim. The advantage of these concentration levels are twofold: 1) the contractor is now able to clean substrates that normally require the use of caustic cleaners and 2) work faster and safer, which increases your bottom line.

As the leader in contract cleaner formulations, EnviroSpec goes to great lengths in providing products that are both environment friendly as well as effective, an attitude not commonly found in such a demanding industry.

Since PRODIGY came out in 1986 it has grown to be the most asked for Truck Wash Detergent in the Mobile Wash Industry.

5 GAL #PRO5
55 GAL #PRO55

MR. MUSCLE

What is Mr. Muscle?

PRODIGY with extra Grease Cutters

CONTAINS 'EB' SOLVENT BOOSTERS QUICK RINSE ADDITIVES AND EXTRA GLOSS ENHANCERS

Mr. Muscle has a 40 pound base of Prodigy, the industry's #1 Selling Tractor/Trailer Wash, plus 2.5 gallons of solvent/surfactant additive that really cranks up the horsepower and safely cuts through the heavy build-up of carbonaceous pollutants such as the exhaust typically found on over-the-road trailer bodies and 'fifth-wheel grease!'

Mr. Muscle runs circles around all the degreasers found in the marketplace and at a price that is well below what you would expect to pay for such a product.

In addition, you will find it to work extremely well with both hot and cold water systems. The addition of SpeedX-777 which is part of the liquid additive makes rinsing a breeze.

Mr. Muscle exhibits excellent wetting, chelating, rinsing, and emulsification properties due to its high concentration of our SuperFlo Polymer Complex System. This exotic complex is formulated from a variety of unique dispersants, hydrotopes and rinse aids which are not commonly found in detergent formulations.

Typical applications for the concentrate are:
Tractor/Trailer Bodies, Engines, Fork Lifts,
Garage Floors, Rail Cars

EnviroSpec goes to great lengths in providing products that are both environment friendly as well as effective.

5 GAL #MRM5
55 GAL #MRM55

EMULSIFIER PLUS

The Industry's #1 Selling House Wash

BLEACH FRIENDLY DETERGENT WITH GLOSS ENHANCERS

For the very best of all worlds start with 4 gallons of Emulsifier Plus to 1 Gallon of Bleach

Emulsifier Plus - is one of the Original House Wash Formulas developed by EnviroSpec. Our dilemma at the onset of its development stages were: we all know bleach works better than anything for killing and cleaning mold & mildew but we also knew that bleach does absolutely nothing about cleaning carbonaceous pollutants such as exhaust carbons, dirt, grease and grime. The task was - how to do both at the same time!

Bleach, for the most part, does not like to be blended with other chemical products and many of the chemical products found in the professional mobile wash industry can create a serious explosive situation when mixed with sodium hypochlorite (bleach). Emulsifier Plus, on the other hand, is the answer to both the safety issue as well as the cleaning problem. These two products work extremely well together when blended and applied in accordance with the EnviroSpec instructions. Have the best of both worlds - Clean and Kill Mildew and Clean All the other Pollutants typically found on an exterior substrate. And do it all in one pass!

Emulsifier Plus has a pH of around 11.8 to 12.0 in a 1% solution. This unique blend of Surfactants & Builders has been specifically formulated for the House Wash Industry as a stand alone detergent or a detergent additive to be blended together with Bleach.

Emulsifier Plus works great on removing heavy build-ups of grease, grime and general fallout pollutants generally found in high traffic areas and exhibits excellent wetting, chelating, rinsing, and emulsification properties. Its ability to hold pollutants in suspension during the wash process makes it an ideal product when using either hot or cold water pressure washers.

5 GAL #EMUP5
55 GAL #EMUP55

10% OF YOUR PURCHASES THIS MONTH ARE SET ASIDE FOR U-2-USE NEXT MONTH! SEE 'BONUS BUCKS.'



FLEET WASHING

Including 'TWIN-CHEM/TWO-STEP' CLEANING

Washing large fleets separates efficient operations from small time operations. Generally speaking, the large fleet owner wants the whole fleet washed on time and inexpensively. When washing a lot of trucks you usually don't spend time detailing. Everyone should experience washing one truck for an owner operator. Restoring aluminum tanks, brushing stacks, degreasing the rails, etc, etc., but don't approach a large fleet using the same techniques! For one, they won't pay for that level of service, and two; you probably don't have the time to provide that level of service anyway. The point is usually to make the trucks shine so that the company president can look out the window at his fleet on Monday morning and have the sun reflect off the truck into his eyes, at which point he says "man, those trucks are clean!" The problem most pressure wash operators encounter is that they can't find the correct level of clean. Either they do such a lousy job, that even the boss from the window can see that the trucks look bad, or they hand scrub every inch of every truck and can't make a living. There is a middle ground that must be found to succeed. The middle ground is usually found by either working with the proper pressure, temperature, and chemical, or by throwing manpower (brushers) at the fleet. The most successful are the companies that work smart, not hard. Working smart on a large fleet that is washed on a schedule can be very profitable. Many laugh at the low prices that are charged to wash large fleets, and of course there has to be a bottom line limit to pricing. But consider washing tractors all day at \$8.00 each. Wash four per hour and you're starving. Wash ten per hour, per person, and now you're making a living. Working smart should allow you to do this.

Chemicals

EnviroSpec has several chemical products to use in truck washing. There are differences between them that will make some more suitable for you than others. These differences should be examined in the catalog. Some are targeted on certain vehicle types, some work better when washing with cold water, etc. Blue Lightning combines excellent cleaning, rinsing, and gloss enhancement. Bond Breaker includes an excellent base powder, a Ph building additive powder, and rinsing agents that allows for a rapid rinsing and sheeting action. Mr. Muscle provides an additional amount of base chemical while eliminating the Ph booster. It also contains rinsing agents. Prodigy contains forty pounds of chemical powder with great degreasing and emulsifying qualities. All the above chemical products are phosphate free. They should all be tried and you should establish which product is best for you, the fleets you wash, the conditions your washing in, and your washing style. Next you move into the phosphate family of detergents. These include Pro Blend, Nitro, Release, Viper, and Citra-Solv. This group of detergents has a slightly lower Ph level. This can sometimes be beneficial in the heat of summer on dark trucks. Each product is formulated to work best in certain conditions on certain vehicle types. Some products overlap and they should be tried to determine which is best for your individual needs. Again, as with the other chemicals, refer to the catalog for the most specific information on each product. Any of these truck wash chemicals can be used in a two step cleaning process or on their own.

Manpower Method

Many companies practice this method of washing. They use minimal chemical and brush about everything every time. Anyone that has spent a day brushing trucks knows that this isn't something that you want to do all the time. It is physically exhausting and slow. So to accomplish this companies bring in a lot of people. I know of companies that go to a seventy-truck fleet with six people. Three will brush, two will pressure wash, and one will move hoses and trucks around. While no method is wrong, I have to question how well these companies do. The bright side is that they are providing employment for so many people. But when two people can wash that same fleet in less time than the six people, and without brushing anything, it doesn't seem fair. Paying people will always be more expensive than using adequate chemical, unless you are buying chemical in the wrong place and paying way too much.

Pressure Method

Don't scrimp on equipment. While PSI is important, flow is even more so. It is generally agreed that fleet washing is best performed within a pressure range of 2100 to 2700 PSI. But you have to have the flow to back that pressure up. Work with a minimum of five gallons per minute. More is much better, but the limiting factor is water supply. If you use more water than you can pick up you lose any gains while you sit waiting for the water supply to catch up. Water flow puts the punch in the pressure as well as providing rapid rinsing ability. For scheduled fleet washing the ability to rinse the chemical off the vehicles is what makes you fast or slow. Don't scrimp on chemical. Even if you blow through a 55 gallon drum of detergent in one day, you would be looking at a profit ratio of at least ten times your chemical cost. This is the worst possible scenario. You won't use that much chemical. The chemical you use will provide that shine you want the customer to see, without the brushing that eventually will wear you out. Don't scrimp on heat, but use it smart. The weather determines the proper water temperature to use when washing. Chemical works best when it's warm. On a hot day, the vehicle surface is hot enough and you should run cold. Below sixty degrees start using heat. Between forty and sixty degrees, use a water temperature between 110 and 130 degrees. Below forty degrees increase the water temperature up to 150 degrees. Never go over 150 degrees unless your forced to by extremely cold temperatures. In other words, if the chemical has frozen hard to the surface, turn the heat up to melt it off. With that one exception, keep in mind that 150 degrees should be the top end for the water temperature. Higher temperatures begin to deteriorate the chemical performance. Apply chemical through a downstream injector onto the surface. Never apply beyond the amount of surface that can be washed and rinsed prior to chemical drying. Wash the chemical from the surface. Watch to see how close you need the nozzle to be to the surface. On dirtier trucks, wash fairly close in and pattern clean so you don't miss any of the surfaces. On cleaner vehicles, work farther away from the surface. Work from the top to bottom for quickest rinsing.

Scheduled Washing

The time period between services makes a huge difference in the difficulty of washing vehicles. The longer a truck is run prior to wash service the more dirt and bugs it accumulates. Additionally, an electro-magnetic bond is created when the vehicle is driven through the air, making it difficult to remove certain pollutants. These electro-magnetically bonded particles are called road film. Road film is difficult to remove without physical agitation (brushing). The longer a truck goes between washings, the harder it becomes to remove all these pollutants. So the more often a vehicle can be washed the easier it becomes to wash it. An easy wash job can be done quickly and inexpensively. When you price a fleet it is always wise to discuss this with your customer. If the customer wants service monthly, assume the job is going to be much harder than if you could wash weekly and price it higher.

(CONTINUED)

...all profits from chemical sales are donated to charities for children and animals!

GLOSS ENHANCING HOUSE WASH FOR COLD WATER

POWER HOUSE

Specifically formulated for Cold Water Equipment & 'Hard Water' Areas

POWER HOUSE was developed for cold water washing where hard water is present. This product contains an over abundance of water softening chelating agents which makes it well suited for hard water areas throughout the country.

Typically hot water is the preferred method of applying and rinsing cleaning chemicals from the surface. However, you will find POWER HOUSE to work equally as well in a cold water environment. This is especially important in States like Florida, Georgia & Texas where it is not uncommon to see surface temperatures in the 130 degree range. Since heat generates alkalinity you can see how dangerous it can be when detergent is applied to the surface using a hot water pressure washer. Quite often this method results in alkaline shock where the water from the detergent evaporates and damages the surface before the operator has time to rinse. More often than not this damage is irreversible. Use Power house to avoid this danger.

The dispersant utilized in POWER HOUSE allows for a high concentration of specific builders and surfactants which will completely emulsify carbonaceous as well as general 'fall-out' pollutants commonly found in areas that see a lot of motor vehicle traffic. POWER HOUSE contains a high volume of our SuperFlo Polymer which accounts for it's surface gloss.

Although POWER HOUSE is considered a Super Concentrate you will find that it will provide a great wash/rinse cycle while remaining gentle on the surface.

POWER HOUSE is a unique blend of specialty surfactants and alkalis specifically formulated for the Professional Exterior House Washing Industry. It acts by first wetting and chelating pollutants and then holding them in suspension until the surface is thoroughly rinsed. POWER HOUSE is less aggressive on surface and vegetation than typical cleaners used in this field but will achieve superior cleaning results.

5 GAL #PH5
55 GAL #PH55

HI-SOLVENT TRUCK WASH / DEGREASER

VIPER

Specifically formulated for Truck & Bus Washing Industry Non-Caustic Degreaser with Gloss Enhancers for Dull Surfaces

Viper is a specialty product specifically formulated for the Truck Washing & Bus Washing Industry where exhaust fumes have become attached to the stack side of the trailer body & rear engine areas of City Buses. Coupled with carbon release activating solvents and rinse aids, Viper also finds itself being utilized in other areas where the heavy build-up of grease & oil is present. Garage Floors, Vehicle Maintenance Shops, and Service Stations are just a few of the many areas where Viper is utilized.

Viper is preferred by many professionals who have scheduled cleaning of commercial vehicles with a frequency of weekly or every other week service. It is a quick cleaner and a fast rinser. Areas where this product is being utilized is on Hertz, UPS, Ryder and many other Nationally known vehicle accounts.

Viper exhibits excellent wetting, chelating, rinsing and emulsifying properties. It has the ability to hold pollutants in suspension during the wash process and it's rinsability makes it an ideal product when using either cold or hot water equipment.

Viper's horsepower is derived from a group of Specialty Gloss Enhancers, Spot Free Rinse Aids, and a unique blend of surfactants which are not commonly found in the detergent industry.

Viper comes packaged in a two-part system. One part is approximately forty (40) pounds of Base Product. The second part is one gallon of Carbon Release Activator. The two combined will make 55 gallons of a super concentrate.

5 GAL #VIP5
55 GAL #VIP55

EXPERIENCE THE POWER OF ZOLOID 'CROSS-LINKED' SURFACTANTS



Z'GREASER

THE INDUSTRY'S MOST POWERFUL DEGREASING FORMULA

If you find yourself in a real 'bind' over removing oils and grease you will be amazed at what z'Greaser will 'cut'!

z'Greaser is the most powerful non-caustic formula in the degreasing chemical industry. Over 40 pounds of powder plus liquid activators are blended together to make 55 Gallons of liquid concentrate.

In general, z'Greaser was formulated to disrupt the surface membrane of grease in order to first free and then solubilize membrane-bound pollutants while, at the same time, holding those pollutants in solution and not allowing them to redeposit themselves elsewhere on the surface prior to rinsing.

Because of its wide range of a unique Zoloid Surfactant which is produced by EnviroSpec, z'Greaser can be utilized in a wide variety of cleaning applications. We have tested this product extensively in the truck washing industry and found that at a final product to surface dilution level of 225 parts water to 1 part product, z'Greaser produced the best results in 98% of our test models. In the heavy equipment degreasing industry 90 parts water to 1 part z'Greaser proved to be the best dilution rate.

Although expensive on a per unit basis, when you consider the unlimited cleaning projects that can be performed by z'Greaser at these phenomenal dilution rates you can readily see that this is really one of the most cost effective products on the market. It is not uncommon to have 1 drum of z'Greaser Concentrate to equal 5 drums of what is presently being sold to the Professional Mobile Wash Industry by other manufacturers.

5 GAL #ZG5
55 GAL #ZG55

10% OF YOUR PURCHASES THIS MONTH ARE SET ASIDE FOR U-2-USE NEXT MONTH! SEE 'BONUS BUCKS.'

Giving the customer a range of prices sometimes works well. For example, weekly service would be \$10.00 per unit, bi-weekly service would be \$15.00 per unit, and monthly service would be \$25.00 per unit. Make your customer understand that weekly service really means service once every week. Many customers will opt for the weekly price and then suddenly decide their trucks still look good and don't need washing the following week. Tell them committing to weekly service is supposed to keep the trucks looking good and if you can't wash their next bill will reflect the higher rates. It is also important to be self-motivated; you never want to miss a service. Both you and your customer will lose whenever you miss a service.

Weather Conditions

Try to control the conditions that you are working in by starting early in the day, or late. The trick, except in the winter, is to try to work around the hottest, sunniest time of the day. The best washing conditions are in the rain, but that can't be controlled. Mobile washers that won't work in the rain are missing out. When it is hot and sunny you are limited to smaller sections of the truck, which slows you down. It is also physically harder to work in the heat of the day. If your lucky enough to have fleets with lighted yards, consider night washing. Be flexible in order to get the best result with the least amount of difficulty.

'TWIN-CHEM/TWO-STEP' CLEANING

Twin Chem cleaning is an effective method of cleaning almost every type of surface. A few companies have chosen not to "Twin Chem" for fear of surface damage. The simple truth is that there are very few acid products that will harm paint. Glass, on the other hand, does require special attention and can be damaged if certain acids are not applied and rinsed properly. The Twin Chem process should be considered if you want a better result with less brushing. It not only restores and maintains aluminum, but it gets the yellow shadow off trailers that have been running through a lot of winter weather conditions.

The two (2) acid products for the vehicle "Twin Chem" cleaning process are hydrofluoric & phosphoric. Hydrofluoric is the most aggressive of the two. This product is generally used intermittently with Phosphoric, when cleaning commercial vehicles. So with a scheduled service you would use hydrofluoric one week, then phosphoric for the next 2 or 3 scheduled services. This depends on how dirty the vehicles get. You need to decide when you need the extra power and when you don't. Phosphoric acid will not harm glass or painted surfaces. It will keep the rails cleaned providing there is an excellent acid/alkali surface contact reaction.

The basic theory behind, Twin Chem cleaning is as follows:

- Acids and Alkalis are not compatible when mixed together.
- When the two come in contact with each other an adverse chemical reaction will occur. However, when applied in a proper Twin Chem environment, this adverse reaction will result in a unique cleaning process whereby the reaction of the two products will actually lift and emulsify the pollutant and reduce the positive surface charge. The results will be astounding - Pollutants will immediately release themselves from the surface providing for a fast-free rinse cycle.
- The Key to the perfect Twin Chem Cleaning environment is having a proper pH balance between the acid and alkali. Not enough or too much can void the process and slow the operator down to the point that it may be just as fast to brush the surface using detergent.

Generally speaking, it will take twice as much detergent as acid to generate an effective Twin process.

CAUTION: Allowing hydrofluoric acid to dry on the glass will surely result in damage. Allowing soap to dry on glass will result in an alkali haze. We strongly urge every Mobile Wash Contractor to purchase and keep on hand the following two products:

- Glass De-Etch- if caught in time acid damage can be corrected by using this product.
- Scum Buster - for soap damage.

Set Up Information

• You need to buy acid locally. Buying acid on line isn't practical because of the additional transportation expense. Look in your local yellow pages or on line for a supplier near you. If that doesn't work contact a few large national chemical manufacturers and ask for a local outlet. Try Univar at www.univarusa.com, or try Brenntag at www.brenntag.com. When you purchase these acids they need to have a surfactant additive added to them to make them work properly when washing vehicles. This product is called Laurox Lo and it is available from EnviroSpec.

• Prepare the acid for washing. Both acid products are sold in different strengths. The chemical company will tell you the product is 9%, or 12%, or 18%. What you need to do is pre dilute it so when fed through your injector the strength of the product reaching the surface is about .05%, or about 1/2 of one %. It is never going to be exact. Downstream injectors have draws that vary a lot. To start off assume a draw rate of one part acid to 15 parts water. This is diluting the acid 15 to 1. So if the acid was 15% strength, after injection it would reach the surface at about 1%. Do the math for the strength you buy and then adjust up or down depending on the performance.

For the very best performance we recommend using the Allison Super Suds Sucker injector (p/n 1964). It has a very high chemical draw rate and is more dependable than most injectors, especially when running with more than 100 feet of hose. Remember, if you can't get enough product to the surface - you're wasting your time! This is why, we so strongly, recommend an Allison Injector. Add a 3-way panel mount ball valve p/n 1308 with 3 BRF354 barbs and some chemical line) to your system for the ability to switch from acid to detergent quickly and easily. This also eliminates cross - contamination of chemicals that happens when you manually switch your chemical line back and forth between acid and detergent.

The Process - Acid

- Hold the lance pointed upward and pull the trigger so you will be able to see which way the wind is blowing. Always work with the wind. For instance - if the wind is blowing left to right - work left to right.
- When washing a trailer we recommend that no more than 1/2 of the entire unit be cleaned at one time. For instance, you would not apply product to more than one side and either the back or the front.

When washing a tractor, you would clean one side, the back and the frame on one pass. The other side, roof, hood and front will be cleaned on your last pass. In some situations, especially when the ambient temperature is above 90°, you may have to clean a smaller area in order to keep the product from drying. In a wet environment, like washing in the rain, you can work larger areas.

- Charge the entire surface to be cleaned with the acid product by applying the acid from the bottom to the top. Applying the acid to the aluminum rails prior to misting the entire surface will result in aluminum oxide locking itself onto the painted surface. The result will be "streaking". When this occurs - heavy brushing may be required.
- After all the painted surfaces have been wet down with acid, you will then concentrate on the exposed, unpainted aluminum trim. Hold the low pressure chemical nozzle close to the top rail and quickly "walk the rail" until you reach the end. Move the nozzle to the lower rail and repeat. When you reach the end of the lower rail - repeat the process. Once the acid has been applied you are now ready to apply the detergent.

(CONTINUED)

...all profits from chemical sales are donated to charities for children and animals!

The Industry's Only 'FILM FREE' Truck Wash

BOND BREAKER

Contains **STATiX™**

An exclusive product of EnviroSpec specifically formulated to eliminate 'STATIC CLING' ON VEHICLE SURFACES

Bond Breaker is the most incredible product of its kind in the industry. Never has anyone been able to remove as much of the film caused by electromagnetic bonding of particles which results as the vehicle cuts it's way through the wind.

Typically this attempt is performed through the use of caustics such as Sodium or Potassium Hydroxides which are typically found in the paint stripping or exhaust hood cleaning industries. These products should never be utilized to clean painted vehicles. Yes, when applied the dirt and debris starts to roll off the surface but behind that dirt is a microscopic layer of the painted surface coming off with it. As the process continues the vehicle surfaces become dull.

Bond Breaker utilizes a unique blend of products to break the magnetic field which holds the film particles on the surface. Given the best of all the elements, soft water, ambient temperatures and cleaning methods, Bond Breaker will remove 99% of all film from the surface. Worst case scenario you can expect 95%-97% removal.

Our development model for Bond Breaker was as follows:

- 1) It had to have an extremely quick reaction time yet Safe to use.
- 2) It had to dissolve grease and carbon on contact with minimum dwell time
- 3) It had to produce a minimum of 92% film free surface.
- 4) It had to have exceptional rinsing characteristics.

Bond Breaker is not for everyone. It is an expensive product to formulate and stabilize. It is aimed at a unique market that demands the very best and expects it to perform accordingly.

5 GAL #BB5
55 GAL #BB55

House Wash with Solvents & Mildew Release Agents

LIMONENE

Contains Pure d'Limonene Solvent
**Exterior House Wash
Orange Peel Solvents and
High Yield Gloss Enhancers**



In recent years the evolution of the environment conscious homeowners are becoming much more educated in the field of exterior house washing. They are saying 'no-more' to the contractors who are using the unfriendly bleach that has been so popular for so long simply because it is inexpensive to purchase and, until now, there have been few alternatives for removing mold and mildew.

The solvency in Limonene originates from citrus by-products such as orange and lime peels. These solvents, coupled with specific pH balanced surfactants and builders, provide the contractor with an excellent product that quickly removes carbonaceous pollutants such as oil and grease and other fallout pollutants commonly found in the house washing industry. Pollutants such as gutter streaks, mold/mildew, etc. For the first time ever they are experiencing safe and effective surface chemistry that deals with wood, aluminum and vinyl siding and the pollutants common to those surfaces.

Limonene has excellent hydrotoping characteristics through the use of a unique dispersant complex which is not commonly found in detergent chemistry. This complex, known as SuperFlo Polymer, has been developed by EnviroSpec and is found throughout our detergent formulary because of its tremendous ability to add horsepower to virtually every type of alkali detergent products while remaining much more gentle than the alternatives. You will find that Limonene has superior rinsing qualities in both hot and cold water environments which results in cleaning faster and safer.

5 GAL #LIM5
55 GAL #LIM55

**LOADED WITH
GLOSS ENHANCERS**

FOAM & SHINE



High Foaming Car, Truck & House Wash

**SINGLE PASS CLEANING! INCREDIBLY FAST RINSING! GREAT SHINE!
HIGH FOAM CLEANING! SOLVENT FREE!**

That is what the 'Foam-N-Shine' Formula is all about!

Using the finest builders in the industry and adding in specific water softening and foaming additives plus a blend of unique 'chelating agents' which 'tie up' the metallic ions in water has resulted in that 'always looked for' but 'seldom found' black magic formula that we now call...

FOAM'N-SHINE

FOAM-N-SHINE exhibits excellent wetting, chelating, rinsing and emulsification properties due to its high concentration of our SuperFlo Polymer Complex System. This exotic complex is formulated from a variety of unique dispersants, hydrotopes, and surfactants which are not commonly found in detergent formulations. With this 'double dose' of SuperFlo Polymer you can expect exceptional brilliance on most surfaces.

FOAM-N-SHINE dramatically reduces surface tension so pollutants 'roll-off' the surface with ease without having to brush. With special wetting agents you will find that FOAM-N-SHINE keeps the surface wetter longer allowing the contractor more flexibility in washing larger areas without having to worry about the surface drying before rinsing. FOAM-N-SHINE works extremely well with cold water or hot water equipment.

5 GAL #FS5
55 GAL #FS55

100% OF THE PROFITS FROM ALL CHEMICAL SALES ARE DONATED TO CHARITIES FOR KIDS & ANIMALS!

'OIL SPLITTING' EMULSIFIERS FOR THE TRUCK WASH INDUSTRY

TRITON-XP

HARD WATER TRUCK WASH DETERGENT



3-PART PRODUCT

CONTAINING 1 LIQUID - OIL 'SPLITTING' & EMULSIFICATION ADDITIVE

TRITON-XP provides special corrosion inhibitors, scale inhibitors, chemical scavengers and various other specialty chemicals, which are used in the tractor/trailer cleaning applications. This product contains specific water softening agents which makes it a favorite detergent in areas of the country known for having 'hard water.'

TRITON-XP contains the ZP1/SuperFlo Polymer complex that makes the entire EnviroSpec chemical formulary the most asked for industrial detergents in the professional contract cleaning industry.

TRITON-XP has a pH of around 11.8 to 12.0 in a 1% solution.

TRITON-XP works great on removing heavy build-ups of grease, grime and general fallout pollutants generally found in high traffic areas and exhibits excellent wetting, chelating, rinsing, and emulsification properties. Its ability to hold pollutants in suspension during the wash process makes it an ideal product when using either hot or cold water pressure washers in areas where HARD WATER is prevalent.

The dispersant utilized in TRITON-XP allows for a high concentration of specific builders and surfactants which will completely emulsify carbonaceous as well as general 'fall-out' pollutants commonly found in areas that see a lot of motor vehicle traffic.

TRITON-XP contains a high volume of our SuperFlo Polymer which accounts for it's surface gloss.

5 GAL #TXP5

Although TRITON-XP is considered a Super Concentrate you will find that it will provide a great wash/rinse cycle while remaining gentle on the surface.

55 GAL #TXP55



(TRUCK WASHING CONTINUED)

The Process – Detergent

- At this point you will have to move your chemical line from the Acid container to the Detergent container. BE CAREFUL of cross contamination of products which will result in product neutralization. This is important reason for the Allison Injector equipped with our three way ball valve. With this option all you will have to do is simply turn the knob from Acid to Detergent. (CONTINUED)
- When applying the detergent - repeat the steps utilized with the acid application with one exception - make one additional pass with detergent. Generally speaking, it will take twice as much detergent as acid for an effective Twin Chem Process.
- When the detergent comes in contact with the acid you will immediately notice dramatic surface activity whereby the pollutant will totally emulsify and "roll off" the surface.

The Process – Rinsing Trailers

Rinsing is, without question, one of the most important steps in any type of cleaning process.

Remember, upon switching your gun from "low pressure chemical" to "high pressure rinse", you still have detergent in the line which will be discharged under high pressure. Discharge this pressurized detergent in the wheel or on the frame. By discharging the product in these areas, you will accomplish two things: (1) These two areas are generally the hardest to clean, since they attract more dirt, grease and grime. (2) If you hold the lance to high while high pressure detergent is being discharged, you take the chance that the high pressure mist will carry over and find itself on other surfaces which could be damaged if not rinsed.

When rinsing the trailer start by "walking the top rail" very slowly to insure that ALL chemical products and pollutants have been thoroughly removed. This is, by far the most important step in rinsing a Trailer. Leaving a residual in the top rail will result in streaking as the run down occurs. Once you are sure the top rail has been sufficiently rinsed - continue with the remaining area to include the wheels, tanks and frame.

The Process – Rinsing Tractors

Pay special attention to the roof and glass when rinsing tractors. Always rinse from the top - down.

You will find it next to impossible to thoroughly rinse the roof and hood areas if you are using a "straight" lance. Make sure that the lance has a 45° bend at the nozzle. Failure to rinse the roof could result in glass damage.

If you are not sure if the roof has been rinsed thoroughly - stand on the drivers or passengers side of the vehicle and look in the side glass - through to the windshield and hold the lance in a position so that the rinse water will be running down over the windshield. Rinse until you do not see "bubbles".

Recommended PSI & GPM - 1800-2600 PSI • 5.0 GPM Min. Remember cold water works fine but Hot works even better!

Recommended Trigger Gun: You can use a pistol style gun or a straight through gun. Since 95% of the equipment available to mobile washers come with a pistol style gun that is what 95% of everyone uses. People that use straight through trigger guns often find they are easier to use for vertical work. On the inlet side of the gun install a "hose whip" (p/n 1568) in order to take the hose strain off the gun when you are pulling it. On the end of the hose whip install a quick connect plug (p/n QS8FB). Install a 3000 PSI ball valve (p/n 1303) on the discharge side of the unloader (between the unloader and gun). Setting the system up like this will allow you to change Gun assemblies quickly when need be..

Recommended Lance: Single Pipe - Stainless Steel Lance / 48" (p/n 1248) for Tractors • 60" (p/n 1249) or 79" (p/n 1250) for Trailers. Each lance should have a 45° bend at the nozzle. To do this, use a 45° brass street elbow (p/n HDF634). On the elbow install a dual nozzle holder. There are several types of dual nozzle holders. Each is designed to allow you to switch from one nozzle to the other easily. Set up the nozzle holder with 1- brass soap nozzle and the desired high- pressure nozzle.

Recommended Detergents...

PRODIGY - MR. MUSCLE - BOND BREAKER - TRITON-XP - RELEASE - BLUE LIGHTENING - VIPER - FOAM & SHINE

...all profits from chemical sales are donated to charities for children and animals!

PREMIUM 'HIGH YIELD' DETERGENT WITH LAUROX LO



High Foaming Blend of Emulsifiers, Solvents & 'Quick Rinse' Agents.
It is loaded with Water Softeners, Static Reducing Additives & Gloss Enhancers.

FORMULATION OBJECTIVE: **SPEED IN CLEANING AND RINSING**

BLUE LIGHTENING is the result of blending the very best 'job specific' ingredients that cover every aspect of a cleaning task that will insure the 'perfect clean.' We wanted speed - which meant we had to get the product on the surface - have it do it's job - and get it off the surface quickly.

We added a large amount of LAUROX LO which quickly wets the surface while at the same time generates a substantial 'foam bed' that keeps the soil suspended in the liquid so that it does not redeposit itself on the surface during the cleaning process.

It is formulated with 'top shelf builders.' Not one 'builder' but several are utilized and each has a specific purpose. Some provide alkalinity to aid in cleaning & keeping emulsified soil in suspension. Others emulsify oil and grease and overcome problems associated with water hardness.

BLUE LIGHTENING has a generous amount of SuperFlo Polymer. It is this product that has placed EnviroSpec as the leader in Gloss Enhancing detergent chemistry.

BLUE LIGHTENING can be used in virtually every type of cleaning environment. Truck Washing where heavy build-ups of exhaust carbon and 'road static' are present, House Washing, Brick and Masonry Cleaning, Car Washing, Wood Surfaces & Engine Degreasing are just a few of the cleaning tasks that are easily handled by Blue Lightning.

5 GAL #BL5
55 GAL #BL55

FOR ACID DAMAGED GLASS

GLASS DE-ETCH

Jewelers use a lesser grade of this compound to polish out scratches on expensive crystal.

Glass De-Etch is a Rare Earth Glass/Crystal Polishing Compound to be used when severe acid damaged has occurred to any glass.

USE INSTRUCTIONS:

Mix with water to the consistency of pancake batter and wipe on windshield. Using a electric buffer with a low pile polishing pad buff briskly into the surface. Work in small areas.

A high stock removal rate, which is partially due to the narrow particle distribution resulting in a low percentage of fines, leaves a clear, bright finish.

#ZPGDE - Enough for 10 Windshields

FOR SOAP DAMAGED GLASS

SCUM BUSTER

**Did you let soap dry on the glass?
Yes Scum Buster Really Works!**

Scum Buster is manufactured from the world's finest Rare Earth Glass Polishing Compounds.

USE INSTRUCTIONS:

Mix with water to the consistency of warm syrup. Wipe or paint onto glass and briskly polish surface.

#ZPSB - Enough for an entire house

Exhaust Carbons Explode from the Surface!

'OCB' EMULSIFIER

**"OIL EATING" Super Solvent-Surfactant
for those 'nasty' Truck Fleets
that are loaded with exhaust carbon.**

**'OCB' Emulsifier can be added to any
Drum Pack of EnviroSpec Detergent
in concentration levels of
1 Gallon to 55 Gallons.**

Ask any Professional Mobile Washer who washes trucks and they will tell you that not a 'shift' goes by without running into at least one account that is loaded with exhaust carbon on the 'stack side' of the trailer. When this happens it takes forever to finish that account and when you think you are through...

...the job still looks terrible!

All of the EnviroSpec Truck Wash Products are loaded with 'OBC' Emulsifier already but occasionally even that is not enough

Add 1 Gallon of 'OCB' Emulsifier and watch the carbon & grease - *explode off the surface!*

#ZLOIL1

1 Gallon - Treats 1 55 Gallon Drum of Detergent

10% OF YOUR PURCHASES THIS MONTH ARE SET ASIDE FOR U-2-USE NEXT MONTH! SEE 'BONUS BUCKS.'

For Trucks With Polished Aluminum Tanks

NEVER DULL



Specifically formulated for
**Vehicles with Polished Aluminum Tanks,
Imron Paint & Expensive Lettering.**

Never Dull is the preferred product for Vehicles that are, without question, products of an image conscious customer. A lot of time and expense goes into the production of such vehicles. Imron paint itself is very expensive as is the lettering and graphics that present the company's position in the marketplace. With all this in mind, however, nothing, absolutely nothing will get a fleet owner more upset or irritated than when you 'dull' their polished aluminum tanks.

When used according to our recommendations Never Dull is the perfect cold water product that has a unique blend of citrus solvents, surfactants & chelators that we've designed specifically for those trucks that need a product 'tuff' enough to remove carbonaceous pollutants such as grease and fuel over-spill as well as general fallout pollutants, yet gentle enough to clean tanks and never leave them looking dull.

Along with these special blends, Never Dull also has a 'double dose' of Speed -X 777 which keeps the pollutant in solution not allowing it to redeposit itself elsewhere on the surface prior to rinsing. This product is recommended to be used with cold water equipment. The reasoning behind this is because heat generates alkalinity and since Never Dull has a specific balancing of "builder to surfactant" the introduction of heat (hot water) makes it's design both unpredictable and uncontrollable.

In order to avoid 'alkaline shock' remember to cool down the surface prior to product application.

Never Dull is the perfect blend for those 'perfect vehicle finishes.'

5 GAL #ND5
55 GAL #ND55

Truck Wash With Extra Carbon Release Activators



RELEASE

**Non-Caustic formula with 'High yield'
Carbon Release Solvents & Gloss Enhancers**

Release is a high solvent, medium duty vehicle detergent for finer finishes than typically found on 'over the road' Tractors, Trailers & Straight Trucks. This product would be your first choice for vehicles that are washed weekly or every other week. Vehicles such as package delivery, school buses, airport shuttle vehicles that do not see heavy road use but are exposed to carbonaceous pollutants typically found in 'close quarter' operation would be good candidates for Release.

Companies whose vehicles are presently being cleaned with the Release formula are Hertz, UPS, FEDX, DHL and New York Airports not to mention thousands of School Buses. This product was developed while cleaning Connecticut Natural Gas vehicles in the 1980's and have been an industry favorite ever since.

Release is a non-caustic detergent concentrate that contains Gloss Enhancing additives that will help to keep vehicles looking good longer. This product will not harm delicate graphics typically found on such vehicles.

Release exhibits excellent wetting, chelating, rinsing and emulsification properties. Its ability to hold pollutants in suspension during the wash process and not allowing them to be redeposited makes it an ideal product when using cold or hot water systems. The unique 'grease release' activator in RELEASE quickly removes oil/grease pollutants from the substrate.

Release comes packaged in a two-part system. One part is approximately forty pounds of Release Base Product & the second part is one gallon of Carbon Release Activator. When mixed they make 55 gallons of a super concentrate with a very long shelf life.

5 GAL #REL5
55 GAL #REL55

BLEACH STABLE - EMULSIFYING - FOAM GENERATOR
with AMMONYX® LO

LAUROX LO

FUNCTIONAL PROPERTIES

- BLEACH STABLE • ACID STABLE
- FOAM GENERATOR • EMULSIFIER
- FOAM STABILIZER • WETTING AGENT
- VISCOSITY BUILDER

LAUROX LO is a unique blend of AMMONYX® LO, solvents, water softeners and quick rinse additives.

With the addition of LAUROX LO to bleach, detergent or acids you can expect a quick rinsing thick foam with dramatically enhanced cleaning characteristics.

Add to product in levels from 3% to 10% by weight.

Treats:

55 GAL #LA1.0
138 GAL #LA2.5
275 GAL #LA5.0



CLEANER AND BONDING AGENT FOR PAINTERS

PREPEZZ

PRE-PAINT SURFACE PREP WITH PAINT BONDING AGENTS

This non-caustic, specialty solvent based pre-paint prep product has been specifically formulated to safely remove surface oxidation, mildew and general fallout pollutants prior to painting while leaving behind a unique 'paint to surface' bonding environment.

When used properly PrepEZZ will insure that your finished product will last many years longer than what you would normally expect based on paint manufacturers claims. Our unique SuperFlo Polymer Additive, an EnviroSpec exclusive, charges the surface in such a manner that 'locks down' paint adhesion. Used properly the professional painting contractor can be assured that they will never be called back to the job site because the paint is "lifting" or "flaking".

PREPEZZ is sold in a 20 gallon powdered kit form that can be easily dissolved into a solution when needed.

PREPEZZ can be used with hot or cold pressure washers and does not contain harmful caustics or bleach.

#ZPPREP20

This 20 lb. Kit makes 20 Gallons of Concentrate

...all profits from chemical sales are donated to charities for children and animals!

CONCRETE CLEANER & BRIGHTENER

POWER STROKE

Specifically Formulated For
FLAT SURFACE CONCRETE CLEANING

"Power Stroke" has successfully replaced the harsh caustics that have been being used for years. The science behind Power Stroke has made it the Professionals First Choice.

Contains:

CONCRETE BRIGHTENING AGENTS

Power Stroke is the highest non-caustic detergent concentration available in the industry.

Power Stroke has been specifically formulated for heavy-duty oil/grease removal for untreated concrete. Unlike the caustics typically used in this industry Power Stroke is much more user and surface friendly when it comes to over spray.

You will find Power Stroke cleans much 'quicker' than caustics and acids due to it's excellent wetting, rinsing and emulsification properties and SuperFlo Polymer Complex System.

The general rule of thumb in detergent formulation is as follows: Approximately 1 gallon of water will hold approximately 1 pound of powder before separation begins. If your product begins to separate using this calculation, more often than not, your product has been camouflaged with what is known in our industry as fillers. Fillers provide little to no value to the products integrity. They are used primarily to add weight and increase the bottom line profit for the manufacturer. A typical filler would be Soda Ash. Using the 1 pound per 1 gallon rule you can see the potency of Power Stroke when you consider that we are able to thoroughly dissolve up to 2.5 pounds of Power Stroke into 1 gallon of water without separation. To our knowledge - no other company can make this claim. The advantage of these concentration levels are two fold: 1) the contractor is now able to clean substrates that normally require the use of caustic cleaners and 2) work faster and safer which increases your bottom line.

5 GAL #PS5
55 GAL #PS5

THE ONLY NON-CAUSTIC EXHAUST HOOD CLEANER

HOOD PRO

Specifically Formulated For
RESTAURANT EXHAUST HOOD CLEANER

10 years ago they were sceptical.
Today more contractors are using
Hood Pro as their First Choice Cleaner
over the strongest Caustics on the market!

Until now Professionals have always had to rely on corrosives for the real tough hood cleaning jobs but not anymore! Hood Pro has revolutionized the industry by providing the contractor with a product that cleans as quick and effective as the 'hottest' hydroxide products in the industry while leaving him completely 'scare free' and with hair still on his arms when the job is complete. Only a Professional Exhaust Hood Contractor can fully appreciate that statement.

EnviroSpec's HOOD PRO product is the non-caustic workhorse of the professional exhaust hood cleaning industry. Known for it's consistent high performance, this powerful grease dissolving formula is being used more and more by the professionals who know and understand the disadvantages of using sodium or potassium hydroxide products. The "power" from Hood-Pro comes mainly from a wide variety of special 'ion' charged surfactants not commonly found in the detergent formulary industry. Coupled with a unique "builder" base, HOOD-PRO exhibits unbelievable pH stability and excellent foaming characteristics.

HOOD PRO offers excellent and economical grease dissolving, foaming, wetting, emulsification and biodegradability needed for today's specialized contractor. HOOD PRO is 100% active and highly concentrated. For example; the 'hottest' hydroxide products consist mainly of 50 pounds of powder to 50 gallons of water. The finished HOOD-PRO product will yield 55 gallons which is compounded from 80 pounds of the finest builders and performance driven surfactants in the industry

HOOD PRO will respond to your most difficult cleaning project with ease and provide you with an environment which is much safer to humans and less damaging to the surface.

5 GAL #HP5
55 GAL #HP55

Heavy Duty Detergent with Gloss Enhancers



BIO-GREEN



Until now - most 'so called' environment friendly cleaners have been little more than 'watered down' products that have been sold under another name.

Choosing environmentally friendly cleaning products and eliminating toxic ones has always been what EnviroSpec is all about and Bio-Green is the latest addition to our arsenal of environment friendly products.

Bio-Green, a variation of the Limonene family, is the answer to everyone's concerns about Earth Friendly products that really can clean.

Bio-Green is truly a workhorse in the industrial and institutional detergent industry. Known for consistency, EnviroSpec, has developed this product to be the answer to all of the concerns in the vehicle cleaning and house washing industry as well as other projects requiring special surface active properties.

Bio-Green offers excellent and detergency, foaming, wetting, emulsification and biodegradability needed for today's specialized high performance cleaning products. It has excellent foaming characteristics which will provide the user with the necessary visual requirements to determine concentration levels on the surface being cleaned. Yes, Bio-Green can respond to your toughest needs, whether it's a medium duty truck or house wash job or a 'down and dirty' forklift with years of grease and grime. And it can do all this and still be gentle on the world we live in.

5 GAL #BG5
55 GAL #BG55

100% OF THE PROFITS FROM ALL CHEMICAL SALES ARE DONATED TO CHARITIES FOR KIDS & ANIMALS!



[d'Limonene](#), [Lorox LO](#), [TSP](#), [Superflo Polymer](#) and much, much more!

DESIGNED AND BUILT EXCLUSIVELY FOR SURFACES CONTAINING MOLD, MILDEW AND GENERAL 'FALL-OUT' POLLUTANTS SUCH AS ACID RAIN AND EXHAUST CARBON

At EnviroSpec we strive for perfection in everything we do. This is especially true about our new product 'enviroMiNT', the most advanced professional detergent ever developed for surfaces containing mold or mildew. 'enviroMiNT' now joins the Emulsifier Plus & Limonene family in redefining the professional house and building cleaning industry.

At EnviroSpec creativity through chemistry means more than just a query of basic 'builders' and 'foamers' that are little more than 'off the shelf' grocery store cleaners. The challenge with 'enviroMiNT' was to make it a single application approach - unique, forward-thinking and a world apart from anything else you will find to safely remove mold and mildew & industrial and general fall-out pollutants while at the same time helping to revive surface luster through the presence of high quantities of our SuperFlo Polymer Complex.

'enviroMiNT' is the result of unique environment friendly surfactants and builders and our very own SuperFlo Polymer all of which 'blur' the boundaries when using the latest techniques and advancements in detergent chemistry.

5 GAL #PR5
55 GAL #PE55

DECK WASHING /RESTORATION

Decks are everywhere, and they need a tremendous amount of maintenance. This can be a small part of a mobile wash companies business or it can be the entire business. Many decks need annual maintenance.

General Washing

Pressure washing a deck can usually be accomplished with relatively low impact pressure. Giving people exact PSI ratings to work with is not constructive. Just like with any pressure-washing project, decks should be washed with enough pressure to remove old fiber and pollutants while not damaging the wood surface. Anyone stating the exact pressure to use to accomplish this is simply picking a number to have something to write down. Wood is naturally soft in some spots and harder in others. It requires more pressure to wash where the wood is hard. The wood is damaged easier where the wood is soft. How much pressure to use and how close to the surface to get is decided by using educated judgment. It is learned with practice and you can't become an expert by reading about it. Learn by doing on your own deck, or on a relative's deck. Anything you may damage will be repairable. Consider it the cost of educating yourself.

Restore

Restore is an excellent product to use for general deck maintenance. It is also an extremely safe product to use. When applied to the wood surface it lifts the old wood fiber from the healthy wood underneath. This makes the weathered fibers easy to remove with a pressure washer. Restore will not fade the wood's natural color like bleach. When using Restore you don't have to be concerned about plant damage either. Restore is mixed from powder to liquid on the job site and must be used immediately. It is direct sprayed onto the deck using either a compressed air sprayer or an electric sprayer. The dwell time prior to washing of 15 to 20 minutes is very important.

Deck and Shake Brightener

This product is applied after using restore. The colors in the wood are brightened. Using this product enhances the overall appearance of the restoration job.

Considerations To Note

It can be the small things that make the difference between success and failure. Prepare for the job by protecting adjacent house siding from over spray. Any thing underneath the deck like house siding or other decks must be protected. Take steps to assure that the surrounding plants don't get damaged by your hoses or stepped on. Clear items off the deck and far enough away so they don't get dirty. Be ready to sand areas where standing fibers are a problem. Talk with your customer in advance about spots that probably can't be completely restored, like burned areas, leaf stains, etc.



...all profits from chemical sales are donated to charities for children and animals!

FOR GUTTER STREAKS & HEAVY OXIDATION

RIPPER

Removes those 'nasty' Black Streaks & Heavy Surface Oxidation on Gutters

Our House Wash Collection offers a rich assortment of job matched cleaning products that are uniquely EnviroSpec. RIPPER is just one in that collection that has been making the Exterior House Washing Professional's job so much easier for so many years. To professionals, the real beauty to any of the EnviroSpec performance products is how fast, how effective and how safe they are to use.

RIPPER, developed specifically for gutter streaks & oxidation removal, utilizes several blends of high-performance solvents and specially blended surfactants to deliver optimum efficiency. Knowing that no two gutters will clean alike, EnviroSpec has incorporated into RIPPER a variety of solvent blends that will work independently on the specific pollutant that has created the streak. One of these unique solvents will attack and eliminate the problem.

Of all the questions that have been thrown at us about house washing - the question of how to safely remove gutter streaks is by far the most frequent. We know that solvents are the only products that will safely remove gutter streaks and RIPPER has more than twice the solvent content than most cleaning products in our industry.

After it's introduction into the industry in 1987 RIPPER soon became the envy of many companies who are in the business of manufacturing products for such a demanding industry. Many of those companies sell sodium or potassium hydroxide base products to tackle the gutter streak problem and the unsuspecting contractor buys them not knowing that what they are actually buying are paint strippers. RIPPER is a more effective and much safer way to eliminate the gutter streak & oxidation problem.

5 GAL #RIP5
55 GAL #RIP55

CONTAINS SILICONE FOR SURFACE LUSTER



PREMIER

Specifically formulated for Colored Siding with Heavy Oxidation

After cleaning - Premier leaves a SILICONE MEMBRANE on the surface which is designed to retard the formation of mildew and to keep general 'fall-out' pollutants from adhering to the surface.

Premier would also be your first choice for cleaning new homes in a housing development where the pollutant being cleaned is primarily mildew and general 'fall-out' pollutants. This type of cleaning does not require the solvent but only mildew release agents and gloss enhancing additives. Premier would also be a great choice for houses or mobile homes that are cleaned annually.

Premier takes a bow for impressive performance in providing a thorough wash/rinse cycle while remaining gentle on new aluminum, vinyl and wood siding.

Premier is a unique blend of specialty surfactants and alkalis specifically formulated for the Professional Exterior House Washing Industry. It acts by first wetting and chelating pollutants and then holding them in suspension until the surface is thoroughly rinsed.

Premier is less aggressive on surface and vegetation than typical cleaners used in this field but will achieve superior cleaning results.

Premier is ideally suited for both a hot and cold water pressure washers. By chelating of both calcium and iron in water and a unique water softening additive Premier will provide 'spot free' rinsing when used in accordance with the manufacturers instructions.

5 GAL #PRE5
55 GAL #PRE5

Mildew Retardant & Surface Protector with Gloss Enhancers

PLEX-MASTER

Specifically formulated for the Exterior House Washing Industry

Plex-Master is a blend of silicone & silicone hardener, polymer and mildew retardant that will enhance the appearance of Vinyl and Aluminum Siding, Painted Wood and Metal surfaces after cleaning. Plex-Master is also an excellent product that will eliminate or substantially reduce the reformation of mold and mildew on all surfaces.

Plex-Master provides a distinctive edge that will separate the Professional Contract Cleaner from the "Splash 'N Dash" house washer. For just pennies per job the contract cleaner can provide the homeowner with a 'cleaner clean' and a 'brighter shine' that will last much longer than that of their closest competitor.

When you explain the advantages of using environment friendly products that will leave the soil exactly the way you found it and the added benefit of the Plex-Master application you have virtually left your competitors in the 'dust (dirt)'. With the addition of this product to your sales presentation you will be washing houses from \$400.00 and up even though your competitor quoted them for \$79.95. This is a fact that has been proven time and time again.

Mildew, which will form on virtually anything, will be much easier to remove when the surface has been coated with Plex-Master. In most cases the homeowner will be able to keep the surface looking 'alive' and free of mildew with an occasional rinse down using a standard garden hose. Another great feature of Plex-Master is that once applied and rinsed before it has been allowed to dry, the windows will be 'squeaky' clean. Our 2.5 gallon container makes 28 gallons & our 5 gallon pail makes 55 gallons. Apply & rinse in 15 minutes.

28 GAL #PLE28
55 GAL #PLE55

10% OF YOUR PURCHASES THIS MONTH ARE SET ASIDE FOR U-2-USE NEXT MONTH! SEE 'BONUS BUCKS.'



Exterior House Washing using Earth Friendly Cleaners

We recommend washing a house with the intention of removing pollutants, surface oxidation, as well as mold and mildew. By doing this type of washing you provide customers with an excellent result and make competitors that wash a house with what EnviroSpec calls the "splash and dash" method look like amateurs. "Splash and Dash" refers to the person that slashes bleach or chlorine on the house, rinses and leaves. There are various levels of clean, and various qualities of work.

We acknowledge that there are different ways to do most anything, but in our experience we have had great results giving house wash customers the "royal treatment". The tools and supplies you need are your pressure washer, a quality house wash detergent, a brush and extension pole, and surface sealer. Most houses require washing siding too high to reach from the ground. So many times you will need to work from a ladder or use a telescoping wand. Washing a house with a pressure washer is accomplished in four steps. The four steps are detergent application, pressure washing, surface sealant application, and pressure rinsing.

Detergent Application

Apply detergent from concentrate through a downstream injector. Always apply detergents at low pressure. Always be careful not to force detergent under siding, what it finds under there can come out later. What can happen when detergent gets underneath the siding is it will emulsify (dissolve) pollutants and cause them to drip out over the siding later. After applying the detergent to a section of siding, switch to high pressure rinse and clear left over chemical from the line by spraying it on the foundation or steps. You can also back up about six feet and clear it onto the lower part of the siding, the trick is to not apply detergent under pressure to the siding. Always avoid getting detergent on the roof.

Detergent Products

For washing most types of siding, use Limonene or Bio-Green. Premier is excellent to use on heavy oxidation. If you are working on a house that is covered heavily with mildew, use Emulsifier Plus with bleach. Ripper is made for gutter cleaning.

Pressure Washing Siding

The first step after clearing the pressure line is to rinse the windows. Do so quickly and immediately proceed to washing the siding. Wash the siding one row or clapboard at a time. Work from the top to the bottom. To properly wash houses you need to pressure wash each row of siding and pattern clean. Apply detergent to an area that is small enough so all pressure washing can be accomplished prior to the detergent drying on the surface.

Wash the gutters at the same time as the siding. If the gutter is a difficult one, use a pail with a small amount of detergent concentrate in it. Dip a brush on an extension pole into the detergent and brush the gutter for the best possible result. Many mobile washers don't consider the gutters to be part of washing a house. It's up to you, but it is part of doing a good job. It may be possible to do a "Splash and Dash" and get away without doing the gutters, but it will look really bad if the house is properly cleaned and the gutters are left dirty. As the siding is cleaned, work slowly back and forth with the nozzle about three to four inches off the surface. On heavily oxidized siding try running with hot water, around 150 degrees. Hot water helps cut surface oxidation. A water temperature in excess of 150 degrees is detrimental to detergent performance. After completing a section, rinse all windows thoroughly. Work the siding in sections until the house is completed. As we have said, to properly wash houses you need to pressure wash each row of siding and pattern clean. Pattern cleaning can be very important when working on heavy oxidation. On older aluminum siding removing the oxidation can restore the color. When doing this you need to carefully keep the top of the fan spray pattern at the top of the row on the siding and the bottom of the spray at the bottom. It is also important to stay a uniform distance from the siding, and to keep moving at the same speed. A trick is to feather into the area you are working on then feather out on the other side, similar to what you do when spray painting. Most sidings are not this demanding, but it's really important to know how to handle the ones that are. Always remember to apply detergent to an area that is small enough so all pressure washing can be accomplished prior to detergent drying on the surface.

One final tip, on old aluminum siding it's a good idea to test a small spot, low and inconspicuous, on a sunny side of the house. If it turns silver there may not be any good paint left on it. It is great to discover this prior to washing the paint off a large section of the house.

Surface Sealer

After completely pressure washing the siding, reverse direction and apply Plex Master surface sealer. Apply and rinse one section of the house at a time until completed. Applying a sealer gives you a service to advertise that most mobile wash companies don't offer.

Washing a Mobile Home

The recommended detergent products are Limonene, Premier, or Emulsifier Plus. Mobile home washing is just like washing a small house. The tools and supplies you need are a pressure washer- 2 to 6 GPM and 1500 to 3000 PSI. A quality house wash detergent, a surface sealer, brush and extension pole, rain gear and gloves. Plex-Master is recommended for the surface sealer. This product makes the wash job last longer and is good for the siding. Washing a house with a pressure washer is accomplished in four steps. The four steps are, detergent application, pressure washing, surface sealant application, and pressure rinsing. The higher the flow and pressure that a pressure washer has the faster the wash job can be accomplished. In business, time is money, so it is important to have a machine on the high end of our recommended range. The pressure washer should have chemical injection. Apply detergent to an area that is small enough so that you will have ample time to pressure wash the section prior to any detergent drying on the surface. The drying time varies tremendously with weather conditions, so always start out with a very small section until you determine how large an area is best. Apply the detergent from the top down when washing mobile homes only and then pressure wash with the nozzle approximately six inches from the surface. Pressure wash with clear water, moving the nozzle horizontally one clapboard at a time. Always keep the nozzle a consistent distance from the surface. After washing the entire home, apply the surface sealer in the same fashion as you applied the detergent, then pressure rinse with clear water, section by section. Throughout the washing process, take your time to do the best possible job. Things to be aware of include - checking to see the windows are closed before beginning. Don't ever apply detergent in a way that may push it underneath the siding. Rinse windows quickly first, then again as a last step. Keep the nozzle farther away from the windows than from the siding. Many times gutters need to be brushed for best results. Raingear & waterproof gloves can make the job more pleasant, especially when cold. Be careful with the hoses so you don't damage plants and shrubs. Wash the steps and rinse the driveway too. Remember to stay away from the electric service entrance (wires) when spraying. Carry poles and lances horizontally to avoid electrically wires. A common price range for washing mobile homes is \$100.00 to \$150.00.

...all profits from chemical sales are donated to charities for children and animals!

FIBER



Specifically Formulated to Rejuvenate Wood Fibers

FIBER is the purest form of Oxygenated Cleaner & the only oxygenated cleaner with an Orange Solvent

We are widely regarded as one of the leading global experts in the development and implementation of Green cleaning solutions and the invention Fiber-X, our latest wood rejuvenator, is a good example why most experts turn to EnviroSpec to help them with their toughest cleaning projects.

Fiber-X is a blend of oxygenators, orange peel solvents and cross-linked surfactants that break the degenerative cycle of drying & decaying wood fibers that begins when environmental factors come into play. When used as directed Fiber-X breaks this cycle by allowing the wood to breath more efficiently. The orange peel solvents help to penetrate and eliminate any existing wood destroying bacteria by weakening it's cell wall. When the cell wall is weakened or disrupted, it can no longer function. This forces the cell to burst due to osmotic effects (water rushing into the cell). At this point wood fibers can recapture their shape while continuing to exist in a harsh outdoor environment.

For best results place 1/2 to 3/4 pound of product into a clean 5 gallon pail filled with slightly warm water. Pour in the product and stir 8-10 times. At this point approximately 80% of the powder will still be at the bottom of the pail. Apply by placing the chemical pick-up line from a 12V or 115V ShruFlo or Flojet pump at the bottom of the pail and begin to drench the wood surface. By the time you have completely drained the pail all of the product will have been solubilized through its own oxygenation process. Allow to stand for approximately 15-20 minutes and rinse.

In some cases, especially with pressure treated wood, the surface will 'fuzz.' This will normally return to its natural state in a few days. Occasionally a light sanding may be required. It is because of this that we recommend a 1/2 pound per gallon of warm water for pressure treated wood.

5 GAL #FIB5
27 GAL #FIB27
55 GAL #FIB55

100% of the net profits that are generated from the EnviroSpec Chemical Division are donated to...



Suzie's Friends Animal Sanctuary
Homerville, GA



PRO-BLEND

PREMIUM CAR, MOBILE HOME & HOUSE WASH FORMULA

'Film Free' Cleaning in the Car, Mobile Home & House Washing Industry

SuperFlo Polymer Gloss Enhancers - Water Softening Additives - Nonionic Surfactant Base

Pro Blend is, by far, the most effective non-caustic, film free cleaning detergent for cars, and residential surfaces in the professional contract cleaning industry. When used properly, the operator can expect to remove 85% to 90% of all film and oxidation from the surface and leave a 'close to new' lustre.

Pro Blend exhibits excellent wetting, chelating, rinsing and emulsification properties due to its high concentration of our SuperFlo Polymer Complex System. This exotic complex is formulated from a variety of unique dispersants, hydrotopes, and surfactants which are not commonly found in detergent formulations.

The power from Pro Blend originates from a wide variety of uniquely charged ion surfactants, which will alter a positive charged substrate to a negative charge upon contact. This 'bond breaking' function will provide the operator with a safe and effective 'one-step' cleaning process that will help to revive old surfaces better than any product on the market.

Pro Blend replaces the surface damaging caustic cleaners that many contractors are presently using. We encourage you to read your MSDS for the product(s) you are presently using. If you see either of these two ingredients - Sodium Hydroxide or Potassium Hydroxide you are basically using 'paint strippers' and 'oven cleaners' to clean those delicate surfaces.

5 GAL #PB5
55 GAL #PB55

100% OF THE PROFITS FROM ALL CHEMICAL SALES ARE DONATED TO CHARITIES FOR KIDS & ANIMALS!

MAKE YOUR OWN CAUSTIC EXHAUST HOOD CLEANER

PERFORMANCE BUILDER

WAIT! DON'T BUY ANY MORE CAUSTIC HOOD CLEANERS

if you do you are wasting even more money!

Personally speaking I think one of the biggest 'scams' perpetrated on the Professional Mobile Wash Industry is trying to make them think that there is a lot of 'rocket science' that goes into producing high performance, caustic exhaust hood cleaners. There isn't and if you insist on purchasing those type of products - well then - you are just wasting a lot of money because anyone can make them.

Simply purchase a drum of 85% Potassium Hydroxide and add one gallon of

PERFORMANCE BUILDER PLUS

Sodium Hydroxide and Potassium Hydroxide Exhaust Hood Cleaners and Paint Strippers (same thing) are nothing but 1 gallon of surfactant added to the drum and stirred in. Nothing more - *nothing less*. The secret is this - because of the aggressiveness of these two raw materials there are only a couple of surfactants that are stable in the solution for any period of time and they are not cheap. Because of the cost of this family of surfactants many manufacturers rely on a nine mole surfactant such as that found in typical detergents and slap a label on it and out the door it goes. The trouble here is that by the time you get the product the surfactant has been overwhelmed by the hydroxide to a point where it has exhausted it's ability to perform. Performance Builder Plus is a blend of high yield, caustic stable surfactants & emulsifiers that will hold up indefinitely and help to 'crank up' the horsepower of the raw material.

Next time you decide to buy a caustic cleaner order up a gallon of Performance Builder Plus. Then look in your yellow pages for your local chemical supplier. If you can't find one call Univar at 800-233-0633 or <http://www.univarusa.com> or Brentag Mid South at 800-289-4020 or <http://www.pbschemical.com> for their location nearest you.

A premium caustic exhaust hood cleaner would be one where 50 pounds of sodium hydroxide beads are mixed with 55 gallons of water along with one gallon of Performance Builder Plus. Exercise caution when mixing sodium hydroxide beads with water. Add very slowly otherwise there can be a violent reaction where the product will blow back on you. After the beads have been added stir in the Performance Builder Plus. If you use Potassium Hydroxide you will purchase that in a 85% liquid form. Typically a manufacturer will make 4 drums out of 1 drum of the 85% solution. In this case you will need 4 gallons of Performance Builder Plus. EXERCISE CAUTION when working with any chemical product. Read and understand the MSDS and all safety information about the products being handled. Wear protective clothing and safety glasses. Do not allow any unprotected person or animal around the mixing area. Clean up when done.

#ZLPBC - This 2.5 Gallon Kit will treat 137 Gallons of Caustic / Mix 1 gallon of PBC to 55 Gallons of Caustic

MAKE YOUR DETERGENT 'CLING'

KLINGON FOAMER

WANT IT TO LAY ON THE SURFACE LONGER?

.40 Pounds of KLINGON is all you will need to turn a 5 gallon pail of detergent or exhaust hood cleaner into a rich, thick Foamer!

Need a product that 'clings' to the surface? Or maybe a product that will provide you with that added dwell time that many projects require.

KLINGON is a non-acidic blend of natural thickeners and foamers that work in both alkalis as well as some acids such as many of those found in the aluminum brightening industry. Call for acid compatibility.

This is especially useful in the exhaust hood cleaning industry where product to surface dwell time is crucial.

Most thickeners on the market are formulated by introducing an acid into an alkali to thicken the product. When this happens product neutralization occurs. This leaves the operator with a thick product but one with dramatically reduced performance characteristics.

KLINGON can easily be adjusted to produce a slightly thickened product or a 'wall paper-paste' type product should you require a brush or roll-on paint stripper.

#ZPKL5- This 5 lbs thickens up to 75 gallons of product

Save water when you use....

SPEED-X-777

Running out of water or not making as much money as you thought you would?

Have you stopped to consider that 70% of your overall cleaning time is lost in the RINSING rather than the WASHING?

Don't believe it? The next time you go to the job site time yourself. How long does it take to apply the soap and how long does it take to make absolutely sure that all the "soap" is rinsed free? You are in for a shock!

Cut your WASH TIME as much as 70% with Speed-X-777 and when you do you will use 1/3 of the water that you normally would!

#ZLSPE5 5 Gallon Container

Add 1 Gallon to 55 Gallons of detergent.

Triple your water supply.
Carrying 500 gallons?
Make it last as long as
1500-2000 gallons!

**TREATS
275 GAL**

...all profits from chemical sales are donated to charities for children and animals!

SODIUM HYDROXIDE FREE DECK & SHAKE STRIPPER

STRIP-T-EASE

The Safest Deck Stripper in the Industry

Simply spray 'STRIP-t-ease' on and let it sit for 15 minutes and power wash the stain away.

'STRIP-t-ease' contains a unique blend of surfactants and emulsifying solvents that attack and breakdown the stain allowing for a fast attack and flush product.

'STRIP-t-ease' is packaged in a 55 gallon drum pack which consist of 50 pounds of a powder and solvent blend. Simply add your own water to produce a product that is superior and safer than anything you have ever used.

5 GAL #STR5
55 GAL #STR55

REMOVES RUST STAINS FROM CONCRETE

RUST-A-WAY

Specifically formulated
to Remove Well Water Rust Stains

Spray-on! Rinse-off! No Scrubbing Necessary!

**If you work or live in Florida there are two things you must have...
...a bathing suit and a box of Rust-A-Way!**

RUST-A-WAY crystals are a unique blend of mild acids and surfactants which remove well-water rust stains from concrete surfaces.

Spray it on - have a cup of coffee and rinse off.

Not for use on Brick containing iron oxide pigments.

Run a test pattern in an inconspicuous area if you are not sure.

5 GAL #RUS5
55 GAL #RUS55

OXYGEN DECK & SHAKE CLEANER

RESTORE

Simply Put - Awesome! BRINGS OLD WOOD BACK TO NEW

Cedar Shakes & Unpainted Wood Surfaces such as Decks - Stripping Antique Furniture - Cleaning Tile Grout - Laundry Presoak & Bleach Replacement - Carpet Cleaning ... *you just won't find anything better than RESTORE!*

For Cedar Shakes and unpainted Wood Decks simply spray RESTORE on, wait 20 to 30 minutes, and rinse off. You will not believe your eyes! No more harsh bleach or surface and vegetation aggressive chemicals. Totally removes black mold and mildew build-up on shakes, regardless of how long it has been there.

RESTORE works by means of oxygenation and should not be mixed with water until the operator is ready to perform the job. Once RESTORE is in solution, the operator will have approximately 1-2 hours before the product has exhausted itself. Mix up enough so that you will be able to get the product on the surface within this time. Mix approximately 1/2 to 1 pound of RESTORE into 1 gallon of water and stir several turns. Complete solubility is not necessary since RESTORE will go into solution on it's own through the oxygenation process. Using a ShurFlo Pump place the pick-up line in the solution and spray product directly onto the surface. When product has removed pollutant, rinse with low pressure, 500 - 1000 PSI is all that is required. When using this product on pressure treated wood we recommend the 1/2 lb to 1 gallon of water ratio and rinsing with no more than 500 PSI. Higher dilutions and pressures will cause the surface to 'fuzz' up. When this happens it is generally a temporary situation that will correct itself in a couple of days. Do not use a pump-up sprayer to apply Restore since this product builds pressure when added to water and will over pressurize the sprayer which could result in an injury should the sprayer erupt.

This product will provide unbelievable results. You will be able to produce twice the results in 1/3 the time and with little to no mess. You'll never use harsh chlorine cleaners or solvent based strippers again.

5 GAL #RES5
55 GAL #RES55

Neutralizes, Brightens & Repairs Unpainted Wood

DECK & SHAKE BRIGHTENER

High pH 'detergent beds' especially sodium or potassium hydroxide, shorten the life of wood.

The Deck Restoration Industry has grown considerably in recent years. As is the case when most great ideas are conceived - experts seem to blossom overnight as they have done here. This is not always a good thing.

In the Professional Mobile Wash Industry contractors quite often find themselves in the 'clutches' of many companies with so-called 'revolutionary' cleaning products that are merely extremely high pH detergents of which most are either sodium or potassium hydroxide based. These are great products but not for this industry. The hydroxide family of products are extremely effective in the drain cleaning and exhaust hood cleaning industrys but certainly not wood cleaning. When used for wood cleaning they immediately start breaking down wood fibers. More often than not this idea of using an excessively strong alkali detergent 'bed' has been introduced to kill mold and mildew. We have a product, RESTORE, that will do this without harming the wood but even if RESTORE is not the product of choice a very diluted solution of bleach would be a much better choice than high pH detergents.

Deck & Shake Brightener is a product that will do 2 things. First it will brighten weathered wood and revive it's natural color. For years this product has been a favorite among furniture craftsman who occasionally find themselves in a situation where a dark or stained spot needs to be blended back in to match the rest of the wood. Second it can be used as the necessary "bandage" when contractors insist on using these strong detergents and the wood has darkened as a result. Or they have to follow behind another contractor who has darkened the wood and doesn't know how to fix it. Deck & Shake Brightener quickly starts reversing this action upon contact. Typically, the darkened surface will be back to normal in 1-4 days.

5 GAL #DSB5
55 GAL #DSB55

100% OF THE PROFITS FROM ALL CHEMICAL SALES ARE DONATED TO CHARITIES FOR KIDS & ANIMALS!



Our Favorite...

CHARITIES



EnviroSpec donate thousands of the dollars from all sales to Animal Charities such as Suzie's Friends Animal Sanctuary, Local Animal Shelters that our customers help select as well as charities for Children such as the Shriners Hospital in Tampa, FL and Paul Newman's Hole in the Wall Gang Camp.

Meet Suzie, who inspired John & Shelley Allison to build Suzie's Friends Animal Sanctuary.

This is a 'labor of love' that John & Shelley Allison have committed their lives to in honor of all of Suzie's friends everywhere who are beaten, abused, homeless & hungry.



Suzie

It is through this passion that we are reminded daily of all the animals who walk the highways & by-ways throughout our Nation in search of something to eat, a warm place to sleep or a soothing voice to calm their fears.

And we must never forget the thousands who didn't find anything to eat or when help came - *it came to late.*

The mission of Suzie's Friends is to provide a special no-kill, no-cage sanctuary where the hungry are fed, the homeless are sheltered, and the abused and abandoned are provided care.

Each day over 10,000 HUMANS are born in the United States and each day 100,000 Puppies and Kittens are born and as long as these birth rates exists there will never be enough homes for all the animals.



As a result we force sad men and women to show up every week at animal shelters everywhere with tears in their eyes as they come to end the lives of millions of beautiful, loving animals who's time is up - and this is being done in the greatest and most giving NATION in the world that has yet to come up with anything more humane.

The rest are left to fend for themselves against automobiles, the elements, other animals and cruel humans.

The only chance they have is if we all SPAY & NEUTER our pets as well as those who are lost or been abandoned and allow them to live out the rest of their lives where they have chosen to call home.

Regardless of their condition every animal we see gets a chance to live and given that chance most will. The pup to the right is named 'Chance' and as horrible as he looks he turned out to be the most beautiful dog.



"The greatness of a Nation and it's moral progress can best be judged by the way in which it's animals are treated." --- Gandhi

With this incredible thought in mind I can say to you today that we have not treated our animals very well.

But together we can take the first step in helping our animals by reminding everyone that through Spay/Neuter programs we will never have to kill an unborn kitten or puppy.



At 7 a.m. and 5 p.m. daily we take off to feed 75 colony cats in our neighborhood. They are all Spayed/Neutered & well cared for.

This is Olive Oil (eating) and Gulliver. Gulliver was hit by a car and killed shortly after this picture.

We will always remember and miss him. He was a good boy & great friend.



So, if one litter of kittens goes unborn or one dog is not tied to a tree or shoved in a drum and forgotten or one 'stray' is fed as a result of what we choose to do today then we will have done a good thing for our animals.



99.5% of the funding that Suzie's Friends receives comes from the small profits derived from sales made to our customers but that is not enough. There are no volunteers to help with the heavy workload required to maintain Suzie's Friends. EnviroSpec employees show up early every morning to clean and care for the animals. We need your help to be able to keep our commitments to animals everywhere a reality. Because we are a no-kill sanctuary it cost hundreds of dollars per animal to make sure they all live a healthy, happy life. A life where some will eventually find loving homes but where most will live out the rest of their life at Suzie's Friends.

You can help by referring a friend to EnviroSpec who may buy the products that help to feed and care for the kids and critters that need our help.

Go to <http://www.suziesfriends.org> and see the video of this beautiful facility.

It doesn't get any better for animals than...

Suzie's
friends



This 'state of the art' sanctuary consist of 12,000 square feet of living quarters which includes approximately 2000 square feet of beautiful arenas where the cats can come and go as they please.



Suzie's Friends is nestled in the small community of Homerville, GA and has visitors from all over the country stopping by to say 'hello.'





As you can see...
Suzie's Friends is to animals
much like Disney World is to kids.

'Skipper' (to the left) has his very
own 'handicap' ramps and ladders
so he can be a part of all the fun.

Yes - we spoil our children too.



...we make absolutely sure
that our animals are comfortable.



More often than not when someone contacts
the State of GA inquiring about building an
animal shelter they tell them to visit Suzie's
Friends first.

Those who visit find a facility as clean or
cleaner than most hospitals and a lot more
fun.



EnviroSpec

751 MLK Highway
Homerville, GA 31634



1-800-346-4876

Copyright © 2012 EnviroSpec - All Rights Reserved
Duplication for Personal Use Only